

# Product Catalogue

Plastic Surgery




# INDEX

<b>SILIMED</b>	<b>04</b>
Certifications.....	05

<b>BREAST IMPLANTS</b>	<b>06</b>
BioDesignLine.....	07
Soft Plus.....	19
Standard Line.....	20

<b>OUR PROGRAMS</b>	
PSPS.....	23



# SILIMED

Silimed's vocation is to contribute to plastic surgery, promoting both research and scientific studies, and developing technologies to meet different needs.



## **Silimed has been in the market since 1978:**

- It is the first company in the world to identify each implant with an individual serial number;
- It is the largest manufacturer of silicone implants in Latin America;
- It is the leader in sales in the Brazilian market;
- It is present in several countries.

## **Silimed products:**

- They have high performance and are developed to better reproduce the anatomy of each body region;
- They are available for the plastic surgery market with the most complete line of silicone implants to meet the demands of various medical specialties.

## CERTIFICATES

All Silimed products are produced with quality raw material, which guarantees the necessary certifications to operate in several countries.

### ISO 13485

Internationally recognized standard as a quality management system for the medical devices industry.

### Brazil

Facilities and production processes inspected and products registered/notified with the National Health Surveillance Agency (ANVISA) and approved, when necessary by the National Institute of Metrology, Quality and Technology (INMETRO).

Environmental conditions and production techniques are controlled by ANVISA's Good Manufacturing Practices for Medical Products (GMP).

### Europe

Silimed mammary implants have the "CE Mark", which is further proof of the international recognition of the quality of its products.

### Other Countries

It acts in compliance with all formal requirements of each Ministry of Health in the countries where its products are distributed.

## INFORMATION

- This catalogue was developed to assist plastic surgeons in the choice and knowledge of the Silimed product line.
- The dimensions and volumes described in the tables are presented with approximate values.
- For further information, we recommend that the plastic surgeon read the instructions for use of the product contained in the packaging before using it.
- The silicone may present a color variation ranging from opaque gray to translucent yellow.


# MAMMARY IMPLANTS

One of the objectives of Silimed's technological advances is to create implants which offer results which are increasingly suited to patients' needs. Therefore, Silimed offers two lines of mammary implants: BioDesign and Standard, both made up of mechanically resistant silicone elastomer with **low bleed** treatment, which contributes to minimizing rupture and avoiding gel transudation.

## SURFACES

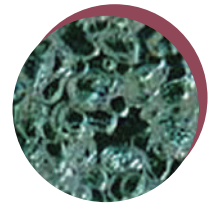
### PURE POLYURETHANE

- Low capsular contracture rate of 1% in 10 years.<sup>1</sup>
- The 3D collagen matrix formed interwoven within the polyurethane foam promotes Velcro-like adhesion.<sup>2</sup>
- Its adhesive capability reduces the risk of occurring rotation and displacement.<sup>2</sup>



### TRUE TEXTURE

- Own texturing method (*Diffusion Gas Method*) with open pore formation in the shell, without using negative imprinting, sugar or sodium chloride.
- Low capsular contracture rate of 9% in 10 years.<sup>3</sup> Other manufacturers report rates of up to 17% in 10 years in primary augmentation.<sup>4</sup>



\*Laboratorio de Evaluación y Desarrollo de Biomateriales en el Nordeste de Brasil - Certbio


### SMOOTH

- Mechanically resistant silicone elastomer shell with high-performance HSC gel-filled implant.



### SOFT PLUS

- It has a smooth and opaque surface, with arithmetic roughness of approximately 5  $\mu\text{m}$  (micrometers), obtained by negative 3D printing.<sup>5</sup>



The BioDesign Collection is an innovative line, developed with exclusive measurements for all shapes and biotypes that offers **5 implant** models with different profiles and **4 different** projections for the same chosen base size. Available\* in the following surfaces: Pure Polyurethane and True Texture.

## FILLING GEL



- High performance cohesive gel.
- Penetration grade: more consistent  
(The lower the grade measured, the more consistent the gel)
- Highest index of gel integration with the shell.<sup>6</sup>
- Maximum gel elasticity index.<sup>6</sup>
- Maintains shape stability.<sup>6</sup>

# SHAPES



## ADVANCE

Round Base • Conical Profile • Medium Pole

- Super projection
- For high chests and young breasts
- For reconstruction after mastectomy surgery



## MAXIMUM

Round Base • Spherical Profile • Medium Pole

- Higher projection
- For accentuated breasts
- For reconstruction after mastectomy surgery



## NATURAL

Round Base • Tear Drop Profile • Medium Pole

- Natural mammary augmentation and correction
- For reconstruction after mastectomy surgery



## ENHANCE

Oval Base • Anatomic Profile • Superior pole

- Upper pole filling
- For tall, thin women with long, narrow thorax
- For reconstruction after mastectomy surgery



## NUANCE

Oval Base • Anatomic Profile • Inferior pole

- Lower pole filling
- For women with short and wide thorax
- For reconstruction after mastectomy surgery



Available  
in surfaces:

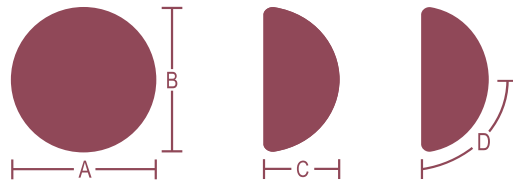
- ◆ Pure Polyurethane
- ◆ True Texture
- ◆ Soft Plus\*

\*Soft Plus available in round.

# PROJECTION

With innovation combined with technology, BioDesign MAXIMUM implants offer greater projection with smaller dimensions and volume.

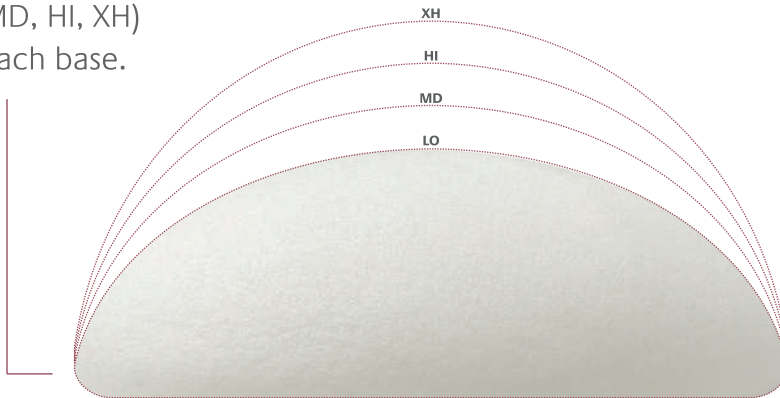
■ **Greater projection** (Measure C) and **greater arch** length (Measure D) when compared to the competitors' implants with approximate bases. For competitor brands to present the same projection, they need to increase the base dimensions and volume of the implants.



■ Better volume distribution to avoid mechanical complications of an overly heavy implant in the long term.

## 4 Projections

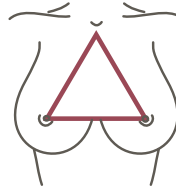
(LO, MD, HI, XH)  
for each base.



# PURE POLYURETHANE

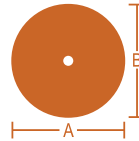
REF	VOL	A	B	C	D
	cm <sup>3</sup>				
150 XH	150	8,8	8,8	5,0	7,0
140 HI	140			4,5	6,6
180 XH	180	9,3	9,3	5,3	7,4
165 HI	165			4,8	7,0
150 MD	150	9,8	9,8	4,3	6,6
215 XH	215			5,6	7,8
185 HI	185	10,3	10,3	5,1	7,4
175 MD	175			4,6	7,0
265 XH	265	10,8	10,8	5,9	8,4
235 HI	235			5,4	8,2
210 MD	210	11,3	11,3	4,9	7,5
190 LO	190			4,4	7,0
300 XH	300	11,8	11,8	6,2	8,8
275 HI	275			5,7	8,5
245 MD	245	12,3	12,3	5,2	8,0
225 LO	225			4,7	7,4
345 XH	345	12,8	12,8	6,5	9,2
315 HI	315			6,0	8,9
300 MD	300	12,8	12,8	5,5	8,3
260 LO	260			5,0	7,8
380 XH	380	12,8	12,8	6,8	9,6
355 HI	355			6,3	9,3
325 MD	325	12,8	12,8	5,8	8,6
295 LO	295			5,3	8,4
435 XH	435	12,8	12,8	7,1	10,2
400 HI	400			6,6	9,6
375 MD	375	12,8	12,8	6,1	9,2
350 LO	350			5,6	8,8
505 XH	505	12,8	12,8	7,4	10,6
460 HI	460			6,9	10,0
435 MD	435	12,8	12,8	6,4	9,8
410 LO	410			5,9	9,3

## ADVANCE - BIODESIGN



### 30535

ROUND BASE  
CONICAL PROFILE  
MEDIAL POLE



EXTRA HIGH  
PROJECTION



HIGH  
PROJECTION



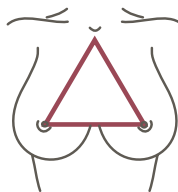
MODERATE  
PROJECTION



LOW  
PROJECTION

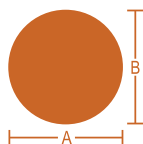
REF	VOL	A	B	C	D
	cm <sup>3</sup>	cm			
155 HI	155	8,1	8,1	4,4	6,9
140 MD	140	8,3	8,3	4,2	6,5
160 MD	160	8,6	8,6	4,4	7,0
180 HI	180	8,7	8,7	4,6	7,2
215 XH	215	9,0	9,0	5,5	8,0
210 HI	210	9,3	9,3	4,8	7,5
250 XH	250			5,7	8,1
225 HI	225	9,6	9,6	4,9	7,7
190 MD	190			4,1	7,1
275 XH	275			5,8	8,3
240 HI	240	9,9	9,9	5,0	7,8
205 MD	205			4,2	7,2
300 XH	300			5,9	8,5
265 HI	265	10,2	10,2	5,1	8,0
225 MD	225			4,3	7,3
320 XH	320			6,0	8,7
280 HI	280	10,5	10,5	5,2	8,2
240 MD	240			4,4	7,4
195 LO	195			3,6	7,1
350 XH	350			6,1	9,0
305 HI	305	10,8	10,8	5,3	8,4
255 MD	255			4,5	7,5
210 LO	210			3,7	7,3
375 XH	375			6,2	9,3
330 HI	330	11,1	11,1	5,4	8,6
280 MD	280			4,6	7,9
235 LO	235			3,8	7,6
410 XH	410	11,4	11,4	6,3	9,4
355 HI	355			5,5	8,9
425 XH	425			6,4	9,6
380 HI	380	11,7	11,7	5,6	9,0
335 MD	335			4,8	8,4
270 LO	270			4,0	7,9
410 HI	410	12,0	12,0	5,7	9,2
485 XH	485			6,6	9,9
435 HI	435	12,3	12,3	5,8	9,4
390 MD	390			5,0	8,8
320 LO	320			4,2	8,3
565 XH	565			6,8	10,3
495 HI	495	12,9	12,9	6,0	9,8
440 MD	440			5,2	9,2
360 LO	360			4,4	8,7
620 XH	620			7,0	10,7
560 HI	560	13,5	13,5	6,2	10,2
505 MD	505			5,4	9,6
420 LO	420			4,6	9,1

## MAXIMUM - BIODESIGN



30622

ROUND BASE  
SPHERICAL PROFILE  
MEDIAL POLE



XH

EXTRA HIGH  
PROJECTION



HI

HIGH  
PROJECTION



MD

MODERATE  
PROJECTION

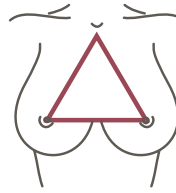


LO

LOW  
PROJECTION


## NATURAL - BIODESIGN

REF	VOL	A	B	C	D
	cm <sup>3</sup>				
185 HI	185			4,9	6,7
155 MD	155	9,6	9,6	4,1	5,5
170 MD	170	9,9	9,9	4,2	5,7
245 XH	245			5,9	7,5
185 MD	185	10,2	10,2	4,3	5,9
155 LO	155			3,5	5,3
270 XH	270			6,0	7,7
230 HI	230			5,2	6,9
200 MD	200	10,5	10,5	4,4	6,1
170 LO	170			3,6	5,5
290 XH	290			6,1	7,9
250 HI	250			5,3	7,1
220 MD	220	10,8	10,8	4,5	6,3
180 LO	180			3,7	5,7
315 XH	315			6,2	8,1
270 HI	270	11,1	11,1	5,4	7,3
245 MD	245			4,6	6,5
195 LO	195			3,8	6,0
360 XH	360			6,4	8,3
315 HI	315			5,6	7,6
275 MD	275	11,7	11,7	4,8	6,7
230 LO	230			4,0	6,3
410 XH	410			6,6	8,6
360 HI	360			5,8	7,9
315 MD	315	12,3	12,3	5,0	7,0
270 LO	270			4,2	6,6
470 XH	470			6,8	9,0
410 HI	410			6,0	8,2
360 MD	360	12,9	12,9	5,2	7,4
310 LO	310			4,4	6,9
530 XH	530			7,0	9,3
465 HI	465			6,2	8,5
410 MD	410	13,5	13,5	5,4	7,8
355 LO	355			4,6	7,2
590 XH	590			7,2	9,6
525 HI	525			6,4	8,8
465 MD	465	14,1	14,1	5,6	8,2
400 LO	400			4,8	7,5



# 30637

ROUND BASE  
TEAR DROP PROFILE  
MEDIAL POLE



EXTRA HIGH  
PROJECTION



HIGH  
PROJECTION



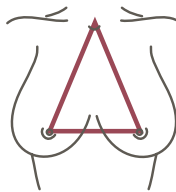
MODERATE  
PROJECTION



LOW  
PROJECTION

REF	VOL	A	B	C	D
	cm <sup>3</sup>	cm			
220 XH	220			5,1	6,6
190 HI	190	9,4	10,4	4,3	6,1
250 XH	250			5,3	6,9
220 HI	220	9,9	10,9	4,5	6,3
180 MD	180			3,7	5,8
290 XH	290			5,5	7,3
250 HI	250	10,4	11,4	4,7	6,6
210 MD	210			3,9	6,0
335 XH	335			5,7	7,6
285 HI	285	10,9	11,9	4,9	6,9
240 MD	240			4,9	6,2
375 XH	375			5,9	7,9
325 HI	325			5,1	7,2
275 MD	275	11,4	12,4	4,3	6,4
230 LO	230			3,5	6
420 XH	420			6,1	8,3
365 HI	365			5,3	7,5
315 MD	315	11,9	12,9	4,5	6,7
260 LO	260			3,7	6,2
470 XH	470			6,3	8,7
410 HI	410			5,5	7,8
355 MD	355	12,4	13,4	4,7	7
300 LO	300			3,9	6,5
465 HI	465			5,7	8,1
405 MD	405	12,9	13,9	4,9	7,3
345 LO	345			4,1	6,8
515 HI	515			5,9	8,4
450 MD	450	13,4	14,4	5,1	7,7
385 LO	385			4,3	7,1
580 HI	580			6,1	8,8
500 MD	500	13,9	14,9	5,3	8,1
425 LO	425			4,5	7,4
560 MD	560	14,4	15,4	5,5	8,5
480 LO	480			4,7	7,7
620 MD	620	14,9	15,9	5,7	8,9
535 LO	535			4,9	8,1

## ENHANCE - BIODESIGN

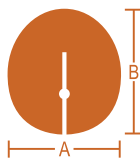


30674

OVAL BASE  
ANATOMICAL PROFILE  
SUPERIOR POLE



EXTRA HIGH  
PROJECTION



HIGH  
PROJECTION

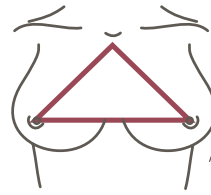


MODERATE  
PROJECTION




LOW  
PROJECTION

REF	VOL	A	B	C	D
	cm <sup>3</sup>				
205 XH	205	10,4	8,6	4,7	6,4
180 HI	180			4,2	5,9
235 XH	235	10,9	9	4,9	6,6
210 HI	210			4,4	6,1
265 XH	265	11,4	9,4	5,1	6,8
235 HI	235			4,6	6,3
305 XH	305	11,9	9,9	5,3	7,0
270 HI	270			4,8	6,6
250 MD	250			4,3	6,3
220 LO	220			3,8	5,8
350 XH	350	12,4	10,3	5,5	7,2
310 HI	310			5,0	6,9
285 MD	285			4,5	6,5
255 LO	255			4,0	6,1
390 XH	390	12,9	10,7	5,7	7,5
345 HI	345			5,2	7,2
320 MD	320			4,7	6,8
285 LO	285			4,2	6,3
435 XH	435	13,4	11,1	5,9	7,8
395 HI	395			5,4	7,5
360 MD	360			4,9	7,0
325 LO	325			4,4	6,6
485 XH	485	13,9	11,5	6,1	8,1
440 HI	440			5,6	7,8
405 MD	405			5,1	7,3
365 LO	365			4,6	6,8
540 XH	540	14,4	11,9	6,3	8,4
490 HI	490			5,8	8,1
450 MD	450			5,3	7,5
410 LO	410			4,8	7,1
595 XH	595	14,9	12,3	6,5	8,7
535 HI	535			6,0	8,4
500 MD	500			5,5	7,8
455 LO	455			5	7,3
555 MD	555	15,4	12,7	5,7	8,2
505 LO	505			5,2	7,6



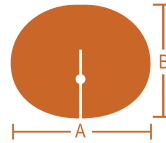
30646

OVAL BASE  
ANATOMICAL PROFILE  
INFERIOR POLE



XH

EXTRA HIGH  
PROJECTION



HI

HIGH  
PROJECTION



MD

MODERATE  
PROJECTION



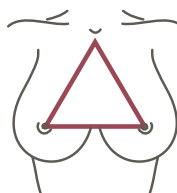
LO

LOW  
PROJECTION

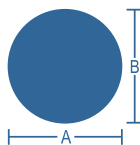
REF	VOL	A	B	C	D
	cm <sup>3</sup>				
255 XH	255			5,6	7,8
225 HI	225	9,2	9,2	4,8	7,2
190 MD	190			4,0	6,7
155 LO	155			3,2	6,2
280 XH	280			5,7	8,0
245 HI	245	9,5	9,5	4,9	7,3
205 MD	205			4,1	6,8
170 LO	170			3,3	6,4
305 XH	305			5,8	8,4
270 HI	270	9,8	9,8	5,0	7,6
225 MD	225			4,2	7,0
185 LO	185			3,4	6,6
325 XH	325			5,9	8,6
285 HI	285	10,1	10,1	5,1	7,8
240 MD	240			4,3	7,2
200 LO	200			3,5	6,8
360 XH	360			6,0	8,8
305 HI	305	10,4	10,4	5,2	8,1
255 MD	255			4,4	7,4
215 LO	215			3,6	7,0
380 XH	380			6,1	9,0
335 HI	335	10,7	10,7	5,3	8,3
280 MD	280			4,5	7,6
240 LO	240			3,7	7,2
410 XH	410			6,2	9,1
365 HI	365	11,0	11,0	5,4	8,5
305 MD	305			4,6	7,8
260 LO	260			3,8	7,4
430 XH	430			6,3	9,2
390 HI	390	11,3	11,3	5,5	8,6
330 MD	330			4,7	8,0
275 LO	275			3,9	7,5
470 XH	470			6,4	9,4
420 HI	420	11,6	11,6	5,6	8,8
350 MD	350			4,8	8,2
305 LO	305			4,0	7,7
500 XH	500			6,5	9,6
445 HI	445	11,9	11,9	5,7	9,0
385 MD	385			4,9	8,4
335 LO	335			4,1	8,0
570 XH	570			6,7	10,0
505 HI	505	12,5	12,5	5,9	9,4
440 MD	440			5,1	8,9
360 LO	360			4,3	8,3
625 XH	625			6,9	10,4
570 HI	570	13,1	13,1	6,1	9,8
505 MD	505			5,3	9,4
430 LO	430			4,5	8,7

TRUE  
TEXTURE

## MAXIMUM - BIODESIGN

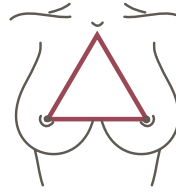


20622

ROUND BASE  
SPHERICAL PROFILE  
MEDIAL POLEEXTRA HIGH  
PROJECTIONHIGH  
PROJECTIONMODERATE  
PROJECTIONLOW  
PROJECTION


REF	VOL	A	B	C	D
	cm <sup>3</sup>				
250 XH	250			5,8	7,3
220 HI	220	9,8	9,8	5,0	6,6
190 MD	190			4,2	6,0
155 LO	155			3,4	5,3
270 XH	270			5,9	7,5
235 HI	235	10,1	10,1	5,1	6,8
205 MD	205			4,3	6,2
170 LO	170			3,5	5,5
290 XH	290			6,0	7,7
255 HI	255	10,4	10,4	5,2	7,0
220 MD	220			4,4	6,4
185 LO	185			3,6	5,7
320 XH	320			6,1	7,9
270 HI	270	10,7	10,7	5,3	7,2
245 MD	245			4,5	6,6
200 LO	200			3,7	6,0
340 XH	340			6,2	8,1
295 HI	295	10,9	10,9	5,4	7,3
260 MD	260			4,6	6,7
215 LO	215			3,8	6,2
365 XH	365			6,3	8,2
320 HI	320	11,3	11,3	5,5	7,5
275 MD	275			4,7	6,8
230 LO	230			3,9	6,3
380 XH	380			6,4	8,4
340 HI	340	11,6	11,6	5,6	7,7
300 MD	300			4,8	7,0
250 LO	250			4,0	6,5
425 XH	425			6,5	8,5
370 HI	370	11,9	11,9	5,7	7,8
320 MD	320			4,9	7,1
275 LO	275			4,1	6,6
475 XH	475			6,7	8,8
425 HI	425	12,5	12,5	5,9	8,1
360 MD	360			5,1	7,4
315 LO	315			4,3	6,9
550 XH	550			6,9	9,1
485 HI	485	13,1	13,1	6,1	8,4
415 MD	415			5,3	7,7
360 LO	360			4,5	7,2
610 XH	610			7,1	9,4
550 HI	550	13,7	13,7	6,3	8,8
470 MD	470			5,5	8,0
410 LO	410			4,7	7,5

## NATURAL - BIODESIGN

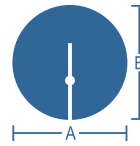


# 20637

ROUND BASE  
TEAR DROP PROFILE  
MEDIUM POLE



EXTRA HIGH  
PROJECTION



HIGH  
PROJECTION



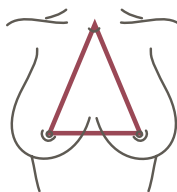
MODERATE  
PROJECTION



LOW  
PROJECTION

## ENHANCE - BIODESIGN

REF	VOL	A	B	C	D
	cm <sup>3</sup>				
215 XH	215	9,0	10,0	5,0	6,5
190 HI	190			4,2	6,0
250 XH	250	9,5	10,5	5,2	6,8
215 HI	215			4,4	6,2
180 MD	180			3,6	5,4
290 XH	290	10,0	11,0	5,4	7,1
250 HI	250			4,6	6,4
210 MD	210			3,8	5,6
330 XH	330			5,6	7,4
285 HI	285	10,5	11,5	4,8	6,6
240 MD	240			4,0	5,8
375 XH	375	11,0	12,0	5,8	7,7
320 HI	320			5,0	6,9
275 MD	275			4,2	6,1
225 LO	225			3,4	5,6
420 XH	420			6,0	8,0
365 HI	365	11,5	12,5	5,2	7,2
310 MD	310			4,4	6,4
260 LO	260	3,6	5,8		
465 XH	465	12,0	13,0	6,2	8,3
410 HI	410			5,4	7,5
350 MD	350			4,6	6,7
295 LO	295			3,8	6,1
520 XH	520	12,5	13,5	6,4	8,6
460 HI	460			5,6	7,8
400 MD	400			4,8	7,0
340 LO	340	4,0	6,4		
510 HI	510	13,0	14,0	5,8	8,1
450 MD	450			5,0	7,3
380 LO	380			4,2	6,7
570 HI	570	13,5	14,5	6,0	8,4
500 MD	500			5,2	7,6
425 LO	425			4,4	7,0
635 HI	635			6,2	8,7
560 MD	560	14,0	15,0	5,4	8,0
475 LO	475			4,6	7,3
615 MD	615	14,5	15,5	5,6	8,4
530 LO	530			4,8	7,6

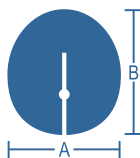


20674

OVAL BASE  
ANATOMICAL PROFILE  
SUPERIOR POLE



EXTRA HIGH  
PROJECTION



HIGH  
PROJECTION

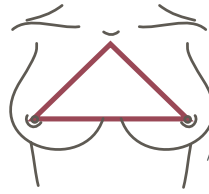


MODERATE  
PROJECTION



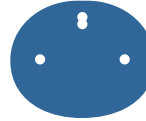
LOW  
PROJECTION

REF	VOL	A	B	C	D
	cm <sup>3</sup>				
220 <b>XH</b>	220	10,0	8,2	4,6	6,0
185 <b>HI</b>	185			4,1	5,7
240 <b>XH</b>	240	10,5	8,6	4,8	6,3
210 <b>HI</b>	210			4,3	6,0
280 <b>XH</b>	280	11,0	9,0	5,0	6,6
245 <b>HI</b>	245			4,5	6,3
325 <b>XH</b>	325	11,5	9,5	5,2	6,9
285 <b>HI</b>	285			4,7	6,6
250 <b>MD</b>	250	12,0	9,9	4,2	5,8
220 <b>LO</b>	220			3,7	5,3
350 <b>XH</b>	350	12,5	10,3	5,4	7,1
315 <b>HI</b>	315			4,9	6,9
280 <b>MD</b>	280	13,0	10,7	4,4	6,1
250 <b>LO</b>	250			3,9	5,9
405 <b>XH</b>	405	13,5	11,1	5,6	7,4
355 <b>HI</b>	355			5,1	7,2
320 <b>MD</b>	320	14,0	11,5	4,6	6,4
285 <b>LO</b>	285			4,1	5,9
440 <b>XH</b>	440	14,4	11,9	5,8	7,7
395 <b>HI</b>	395			5,3	7,5
360 <b>MD</b>	360	14,5	11,9	4,8	6,7
320 <b>LO</b>	320			4,3	6,2
485 <b>XH</b>	485	15,0	12,3	6,0	8,0
450 <b>HI</b>	450			5,5	7,8
400 <b>MD</b>	400	15,0	12,3	5,0	7,0
365 <b>LO</b>	365			4,5	6,5
500 <b>HI</b>	500	15,0	12,3	5,7	8,1
450 <b>MD</b>	450			5,2	7,3
405 <b>LO</b>	405	15,0	12,3	4,7	6,8
455 <b>LO</b>	455			4,9	7,1
545 <b>HI</b>	545	15,0	12,3	5,9	8,4
500 <b>MD</b>	500			5,4	7,6
555 <b>MD</b>	555	15,0	12,3	5,6	7,9
505 <b>LO</b>	505			5,1	7,4

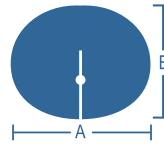


**20646**

OVAL BASE  
ANATOMICAL PROFILE  
INFERIOR POLE



EXTRA HIGH  
PROJECTION



HIGH  
PROJECTION



MODERATE  
PROJECTION



LOW  
PROJECTION

# SOFT<sup>+</sup>Plus

## PERFECT COMBINATION OF SOFTNESS AND DESIGN.

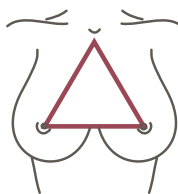
**SOFT PLUS** IS THE RESULT OF THE EVOLUTION OF **THE CLASSIC SMOOTH SURFACE** ADDED TO THE **HSC+ GEL** AND THE **BIODESIGN** CONCEPT.

This new implant has additional benefits compared to smooth implants, such as the complete filling of the breasts.

Soft Plus heralds **the new generation of smooth implants** on the market!

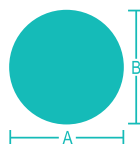
REF	VOL	A	B	C	D
	cm <sup>3</sup>				
225 HI	225			4,4	7,2
195 MD	195	9,8	9,8	3,9	6,7
160 LO	160			3,2	6,2
250 HI	250			4,5	7,3
210 MD	210	10	10	4,0	6,8
175 LO	175			3,3	6,4
275 HI	275			4,7	7,6
230 MD	230	10,3	10,3	4,1	7,0
190 LO	190			3,4	6,6
290 HI	290			4,8	7,8
245 MD	245	10,5	10,5	4,2	7,2
210 LO	210			3,5	6,8
315 HI	315			4,9	8,1
265 MD	265	10,9	10,9	4,3	7,4
225 LO	225			3,6	7,0
345 HI	345			5,1	8,3
290 MD	290	11,2	11,2	4,5	7,6
250 LO	250			3,7	7,2
375 HI	375			5,2	8,5
315 MD	315	11,5	11,5	4,6	7,8
265 LO	265			3,9	7,4
400 HI	400			5,3	8,6
340 MD	340	11,8	11,8	4,7	8,0
285 LO	285			4,0	7,5
425 HI	425			5,4	8,8
365 MD	365	12,1	12,1	4,8	8,2
315 LO	315			4,1	7,7
455 HI	455			5,5	9,0
390 MD	390	12,4	12,4	4,9	8,4
340 LO	340			4,2	8,0
520 HI	520			5,6	9,4
450 MD	450	12,9	12,9	5,1	8,9
380 LO	380			4,3	8,3
575 HI	575			5,7	9,8
515 MD	515	13,5	13,5	5,3	9,4
445 LO	445			4,4	8,7
575 MD	575			5,4	9,7
495 LO	495	14,1	14,1	4,5	9,1
580 LO	580	14,7	14,7	5,0	9,8

### MAXIMUM - BIODESIGN



## 22622

ROUND BASE  
SPHERICAL PROFILE  
MEDIAL POLE



HIGH  
PROJECTION



MODERATE  
PROJECTION



PROYECCIÓN  
BAJA

# STANDARD

This line is a classic option for round mammary implants. For the Standard line of breast implants, Silimed offers the Smooth surface.

## FILLING GEL



- High performance cohesive gel;
- Penetration grade: softer; (The lower the measured grade, the higher the gel consistency)
- Higher gel integration index with the shell;<sup>6</sup>
- Higher gel fracture toughness index.<sup>6</sup>

## SHAPE



### MAXIMUM

Round base • Spherical profile • Medium pole

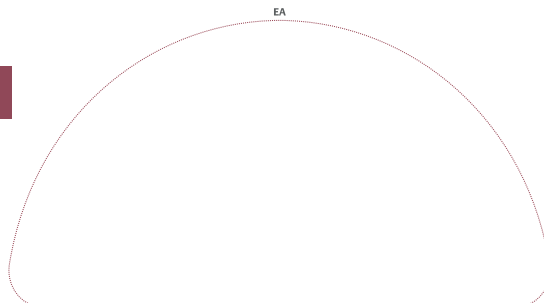
- Mammary correction and augmentation
- Fully filled breasts in a more natural way
- They have an optimum base and projection size for a classic option

Available in the surface: ◆ Smooth

## PROJECTION

### 1 Projection

Extra High (EA)



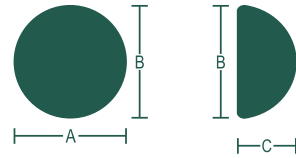
# Line STANDARD


REF	VOL	A	B	C
	cm <sup>3</sup>	cm		
175 EA	175	8,9	8,9	3,9
195 EA	195	9,2	9,2	4,2
215 EA	215	9,5	9,5	4,4
235 EA	235	9,7	9,7	4,6
255 EA	255	9,8	9,8	4,7
275 EA	275	10,2	10,2	4,8
295 EA	295	10,3	10,3	5,0
315 EA	315	10,5	10,5	5,2
335 EA	335	10,7	10,7	5,3
355 EA	355	10,8	10,8	5,4
385 EA	385	11,0	11,0	5,7
415 EA	415	11,2	11,2	6,0
455 EA	455	11,6	11,6	6,2
495 EA	495	12,1	12,1	6,3
545 EA	545	12,5	12,5	6,5
605 EA	605	12,9	12,9	6,7
655 EA	655	13,1	13,1	6,8
695 EA	695	13,4	13,4	6,9

## MAXIMUM

### 10521 EA

ROUND BASE  
SPHERICAL PROFILE  
MEDIAL POLE  
EXTRA HIGH PROJECTION





# OUR PROGRAMS

For Patients

## SILIMED PRODUCT REPLACEMENT PROGRAM (PSPS)

Silimed offers a product replacement program in cases of rupture due to manufacturing defect or capsular contracture, Baker grades III or IV.

### HOW IT WORKS:

#### **RUPTURE OF IMPLANTS BY MANUFACTURING DEFECT;**

Lifetime replacement in the event of proven rupture of breast implants due to manufacturing defects with a microtextured surface (TRUE TEXTURE), coated with polyurethane foam (PURE POLYURETHANE) or smooth opaque (SOFT PLUS).

#### **CAPSULAR CONTRACTURE;**

The replacement will be made in cases of capsular contracture, Baker grades III or IV, for the primary surgery of mammary augmentation or for the first mammary reconstruction surgery, considering the following periods counted from the date of surgery. For the Soft Plus breast implant, the replacement will be exclusively for placement in the submuscular plane.

- Period of up to 6 years (for surgeries performed between September 1, 2014, and May 3, 2017) and up to 10 years (for surgeries performed as of May 3, 2017) in case of mammary implant with textured surface (TRUE TEXTURE).
- Up to 10 years for polyurethane foam coated breast implants (PURE POLYURETHANE) and breast implants with the SOFT PLUS surface.



Access the QR CODE  
above for more  
information on the  
**PSPS**

## Silimed Indústria de Implantes Ltda.

Rua Figueiredo Rocha, 374  
Rio de Janeiro - RJ - Brazil  
CEP (postcode): 21 240-660

### Technical Manager:

Marlos de Oliveira e Souza  
Chemist - CRQ (III) RJ: 03230137

## Benelux Subsidiary

Silimed Benelux  
Motstraat 60K Unit 10, 2800 Mechelen, Belgium.  
info@silimed.be  
Phone: +32 468 286 979

## Nordics Subsidiary

Silimed Nordic ApS  
CRV: 43824929  
C/O Baker Tilly Denmark Godkendt Revis  
Poul Bundgaards Vej 1, st.  
Postal code: 2500 Valby  
Phone: + 453 1391445

## SILIMED GMBH

Inselkammerstraße 8  
82008 Unterhaching  
Germany  
VAT: DE364712039  
Email: Info.DACH@silimed.com  
Telephone 0049/170/1023829

## Records ANVISA:

Breast Implants: 10102180060 / 10102180066 / 10102180002 / 10102180104

**CE Mark:** 1434\_MDD-083/2020

## European Authorized Representative:

SILIMED B.V.

Endereço: Bond Eindhoven, Luchthavenweg 81, 5657 EA Eindhoven Room 1.11C floor atrium B  
silimed.bv@silimed.com.nl



**REFERENCES:** **1.** VÁZQUEZ G, Pellón A. Polyurethane-coated silicone gel breast implants used for 18 years. *Aesthetic Plast Surg.* 2007 Jul-Aug;31(4):330-6. **2.** FLEMING, D. Polyurethane foam covered breast implants. *Peters, W. et. al. Biomaterials in plastic surgery: Breast Implants.* Oxford, 2012, P.96 - 120. **3.** Stevens WG, Calobrace MB, Alizadeh K, Zeidler KR, Harrington JL, d'Incelli RC. Ten-year Core Study Data for Sientra's Food and Drug Administration-Approved Round and Shaped Breast Implants with Cohesive Silicone Gel. *Plast Reconstr Surg.* 2018 Apr;141(4S Sientra Shaped and Round Cohesive Gel Implants):75-19S. **4.** Spear SL, Murphy DK; Allergan Silicone Breast Implant U.S. Core Clinical Study Group. Natrelle round silicone breast implants: Core Study results at 10 years. *Plast Reconstr Surg.* 2014 Jun;133(6):1354-1361. **5.** Silimed Indústria de Implantes Ltda. Consolidated Report of Mechanical Tests on Smooth Mammary Implants Ref 22622-XXXLO/MD/HI/XH. Rio de Janeiro, Brasil: Silimed 2021. **6.** Kinney BM, Jeffers LLC, Ratliff GE, Carlisle DA. Silicone gel breast implants: science and testing. *Plast Reconstr Surg.* 2014 Jul;134(1 Suppl):475-56S. doi: 10.1097/PRS.0000000000000349.