



## Advanced Systems for Plastic & Reconstructive Surgery

Introducing the new McGhan Style 510 *Dual Gel* and  
the McGhan Style 110/120 *Soft Touch™* range

**McGhan Product Catalogue**


September 2004

**INAMED Aesthetics**

Kilbride Industrial Estate  
Arklow, County Wicklow  
Ireland

Tel 353.402.91320  
Fax 353.402.39505  
Email [customerservices@inamed.ie](mailto:customerservices@inamed.ie)  
Website [www.INAMED.com](http://www.INAMED.com)





*The McGhan range of breast implants and tissue expanders. Superior quality, wider choice, higher satisfaction.*

The McGhan brand name has been built by providing an innovative, premium quality surgical solution with an unrivalled selection of products to meet our customer needs.

We are proud to be the world's leading breast implant and tissue expander manufacturer and we aim to remain at the forefront of our industry. We recognise that a reputation for excellence is difficult to earn and can be easily lost. Adding to our premium McGhan line we have recently introduced to the market the unique McGhan Style 510 *Dual Gel* and also the McGhan Style 110/120 *Soft Touch™* breast implants.

The McGhan Style 510 *Dual Gel* is an innovative product with a *unique* dual gel combination. The posterior of the implant is made from our standard cohesive gel, as found in the McGhan Style 410, with the anterior of the implant made from a unique high cohesive gel. This feature provides superior projection and support, emphasising the nipple/areola area of the implant and can be used for both augmentation and reconstructive procedures.

The McGhan Style 110/120 *Soft Touch™* range are round, silicone filled *Soft Touch™* cohesive gel implants with both moderate and high projections. The McGhan Style 110 *Soft Touch™* range has 17 sizes available and the McGhan Style 120 *Soft Touch™* has 9 sizes available.

This is an exciting time to be involved in breast aesthetics. INAMED Aesthetics are delighted to be at the forefront of technology and we will continue to invest to support your efforts.

We wish you every success and thank you for your continued support.

**McGhan Breast Implants and Tissue Expanders  
are Latex Free.**

\* **Made to order**

Some products have been indicated as “Made to Order”. This means the product is not stocked and will only be manufactured on receipt of a confirmed order. The leadtime on such orders should be considered as ten working days.

---

The silicone gel devices in this catalogue are not sold in countries where restrictions currently exist.

Please refer to the package insert supplied with each device for indications, contraindications, warnings, instructions for use, limited warranty, and patient, physician and manufacturer information.

Nominal Dimensions: Device dimensions are measured with the device placed on a flat surface. Not every device will conform to the dimensions given, slight variations may occur.

BIOCELL, BioDIMENSIONAL, BIOSPAN, INTRASHIEL, MAGNA-FINDER, MAGNA-SITE, CUI, MicroCell and DRIE, are trademarks of INAMED.

These devices are covered by one or more of the following patents: 4,178,643; 4,455,691; 4,472,226; 4,671,255; 4,738,657; 4,798,584; 4,840,615; 4,859,712; 4,889,744; 5,007,929; 5,092,348; 1,199,451; 1,199,452; 537723, 0029292; 0030838; 8,008,981.

## Contents

- 04 Breast Implant Product Features and Materials
  - BioDIMENSIONAL™ Planning System**
  - 05 BioDIMENSIONAL™ System Explanation
  - 07 McGhan Style 410 & McGhan Style 410 *Soft Touch™* Gel-Filled Anatomical Matrix
    - 11 McGhan Style 410 XP
    - 12 McGhan Style 510 *Dual Gel*
    - 14 McGhan Style 468 Saline-Filled Anatomical
  - BIOCELL™ RTV Saline-Filled Breast Implants**
  - 14 McGhan Style 168 Saline-Filled/Round, Moderate Profile
    - BIOCELL™ Textured Silicone Gel-Filled Breast Implants**
    - 15 McGhan Style 110 Round, Moderate Profile
    - 15 McGhan Style 120 Round, High Profile
    - 16 McGhan Style 110 *Soft Touch™* Round, Moderate Profile
    - 16 McGhan Style 120 *Soft Touch™* Round, High Profile
  - Smooth Surface Silicone Gel-Filled Breast Implants**
  - 17 McGhan Style 40 Standard Profile
  - 17 McGhan Style 45 High Profile
- BioDIMENSIONAL™ 1-Stage Breast Reconstruction**
- 18 Expandable Breast Implant for Immediate or Delayed Reconstruction
  - 19 McGhan Style 150 Expandable Breast Implant
  - 19 McGhan Style 150 Sizer Templates
  - 19 McGhan Style 150 Fill Tube Plug Kit
- BioDIMENSIONAL™ 2-Stage Breast Reconstruction**
- 20 2-Stage System Explanation
- 20 BIOSPAN™ Textured Tissue Expanders
  - 21 McGhan Style 133 Anatomical FV, MV & LV Tissue Expanders
  - 22 McGhan Style 133, Anatomical Tissue Expander Sizer Templates
  - 22 McGhan Magna-Finder™
  - 23 McGhan Style 363 Saline-Filled, Anatomical
- Breast Implant Sizers**
- 24 Sizer Explanation
- 24 Round Gel-Filled Breast Implant Sizer
- 24 BioDIMENSIONAL™ Gel-Filled Breast Implant Sizer, Anatomical

## Breast Implants

*Product Features and Materials*

### *Surface Technology*

#### *BIOCELL™ Textured Breast Implants*

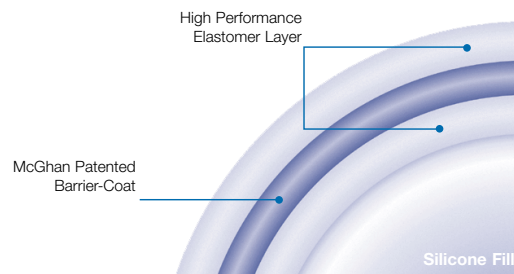
The BIOCELL™ textured surface is an integral part of the silicone elastomer shell that allows mild tissue adherence which has been associated with a reduced risk of capsular contracture. Non-linear collagen formation results from this unique tissue-implant interface, ensuring a more secure implantation.

### *Materials*

#### **INTRASHIEL™ for Silicone Gel-Filled Breast Implants**

The patented INTRASHIEL™ barrier technology incorporated into the McGhan high performance silicone elastomer shell reduces shell permeability characteristics and minimises gel diffusion.

McGhan breast implants are designed to approximate the softness and specific gravity of natural breast tissue for use in augmentation and reconstruction mammoplasty.



Unique protective barrier for a significant reduction in silicone diffusion.

## BioDIMENSIONAL™ Planning System

### *Advanced Breast Implant Design*

Only the McGhan Style 410 matrix of breast implants offers such a range of shapes and choice to meet virtually any patient requirement regardless of age or body type. Each shape within this innovative matrix has a unique set of height and projection ratios that extend across a range of base widths. This matrix offers surgeons a state-of-the-art means to achieve more predictable results, and greater patient satisfaction. Anatomical shape closely simulates dimensions and volume distribution of the natural breast. A broad range of base widths offers the greatest control over cleavage and lateral breast width, while maintaining the natural aesthetics of the upper pole.

### *McGhan Style 410 Soft Touch*

In 2002 we extended the McGhan Style 410 family to include the McGhan Style 410 *Soft Touch*™ implants. Utilising the BioDIMENSIONAL™ Planning System for maximum aesthetic results, our “Soft Touch” gel allows patients to enjoy a softer feeling implant, while maintaining the characteristics that have made the McGhan Style 410 famous in this industry.

### *McGhan Style 410 XP. Extra Projection, for reconstruction & augmentation*

In complex reconstruction cases, surgeons are presented with a variety of difficult issues; thin tissue coverage after mastectomy; asymmetric chest wall projection; and the need to match a high projection contralateral breast with unilateral reconstruction. Surgeons asked us for breast implants which would help address these issues and we developed the McGhan Style 410XP range.

The McGhan Style 410XP range introduces three new cells of Extra-Full projection implants to the McGhan BioDIMENSIONAL™ Matrix. These implants follow the Matrix convention for height and width, and offer increased projection beyond those of our current Full projection range.

The McGhan Style 410XP range may also be used effectively for patients who require augmentation and desire extra projection.

## BioDIMENSIONAL™ Planning System

### *BioDIMENSIONAL™ Planning*

The BioDIMENSIONAL™ Planning System was inspired by John B. Tebbetts, M.D., Dallas, Texas as a result of his career-long quest to add the ability to plan and achieve predictable results to aesthetic breast augmentation. The BioDIMENSIONAL™ Planning System begins with a complete evaluation of the patient's anatomy and breast/thoracic frame geometry in order to take into account the many factors that may influence the aesthetic outcome. Next, the patient's objectives are discussed, evaluated, and compared to her anatomy. Finally, the doctor develops a course of action that will lead to the fulfillment of the patient's objectives. Patients are encouraged to think in terms of natural breast shape and dimensions rather than volume alone.

For further information on the BioDIMENSIONAL™ Planning System please ask your local representative or visit our website [www.INAMED.com](http://www.INAMED.com).

### *Cohesive Gel and Advanced Materials*

McGhan Style 410 and McGhan Style 410 *Soft Touch*™ breast implants incorporate advanced cohesive gel, the McGhan patented INTRASHIEL™ barrier technology, and the McGhan patented BIOCELL™ texture, making these devices the ultimate choice for anatomical augmentation and reconstruction.

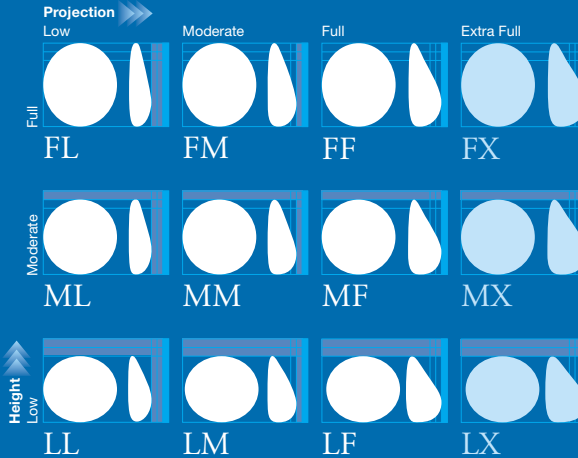
- BIOCELL™ texturing promotes tissue adherence to help maintain proper implant positioning and to reduce the risk of capsular contracture.
- The INTRASHIEL™ shell features a patented design to minimise silicone diffusion.
- Orientation marks are conveniently located on the anterior and posterior surfaces of the implant and assist in visual and tactile positioning within the surgical pockets.
- Cohesive gel for shape control and product confidence - even if shell integrity is compromised.
- McGhan Style 410 and McGhan Style 410 *Soft Touch*™ breast implants afford the surgeon unrivaled ability to achieve predictable results in breast augmentation and reconstruction.



## BioDIMENSIONAL™ Planning System

### The McGhan Style 410, McGhan Style 410 *Soft Touch*™ & McGhan Style 410 XP range

Only the McGhan Style 410 matrix of breast implants offers such a range of shape and choice to meet virtually any patient requirement. McGhan Style 410 Breast Implants are available in an innovative combination of height, width and projection options. Surgeons can select from twelve different shapes in low, moderate, full and extra full projections with a variety of base widths. It is this range of selection that affords more planning options to meet a broader range of patient needs, and facilitate desired outcome.



## BioDIMENSIONAL™ Planning System

### FL McGhan Style 410 & McGhan Style 410 *Soft Touch*™

#### Full height/Low projection

BioDIMENSIONAL™ Cohesive Gel-Filled Breast Implant  
BIOCELL™ Textured INTRASHIEL™ Barrier Shell Anatomical Shape

Style 410 Cohesive Gel	Style 410 <i>Soft Touch</i> ™ <i>Soft Touch Gel</i> *	Size (grams)	Width (cm)	Height (cm)	Projection (cm)
27-FL100-140	<i>ST-FL100-140</i>	140	10.0	10.5	2.9
27-FL110-190	<i>ST-FL110-190</i>	190	11.0	11.5	3.1
27-FL115-220	<i>ST-FL115-220</i>	220	11.5	12.0	3.2
27-FL120-250	<i>ST-FL120-250</i>	250	12.0	12.5	3.4
27-FL130-320	<i>ST-FL130-320</i>	320	13.0	13.5	3.8

\* Made to order

### ML McGhan Style 410 & McGhan Style 410 *Soft Touch*™

#### Moderate height/Low projection

BioDIMENSIONAL™ Cohesive Gel-Filled Breast Implant  
BIOCELL™ Textured INTRASHIEL™ Barrier Shell Anatomical Shape

Style 410 Cohesive Gel	Style 410 <i>Soft Touch</i> ™ <i>Soft Touch Gel</i> *	Size (grams)	Width (cm)	Height (cm)	Projection (cm)
27-ML100-125	<i>ST-ML100-125</i>	125	10.0	9.1	2.9
27-ML110-170	<i>ST-ML110-170</i>	170	11.0	10.1	3.1
27-ML115-195	<i>ST-ML115-195</i>	195	11.5	10.6	3.2
27-ML120-220	<i>ST-ML120-220</i>	220	12.0	11.1	3.4
27-ML130-285	<i>ST-ML130-285</i>	285	13.0	12.1	3.8

\* Made to order

### LL McGhan Style 410 & McGhan Style 410 *Soft Touch*™

#### Low height/Low projection

BioDIMENSIONAL™ Cohesive Gel-Filled Breast Implant  
BIOCELL™ Textured INTRASHIEL™ Barrier Shell Anatomical Shape

Style 410 Cohesive Gel	Style 410 <i>Soft Touch</i> ™ <i>Soft Touch Gel</i> *	Size (grams)	Width (cm)	Height (cm)	Projection (cm)
27-LL105-135	<i>ST-LL105-135</i>	135	10.5	8.6	3.0
27-LL115-180	<i>ST-LL115-180</i>	180	11.5	9.6	3.2
27-LL120-210	<i>ST-LL120-210</i>	210	12.0	10.1	3.4
27-LL125-240	<i>ST-LL125-240</i>	240	12.5	10.5	3.6
27-LL135-300	<i>ST-LL135-300</i>	300	13.5	11.4	4.0

\* Made to order

## BioDIMENSIONAL™ Planning System

### FM McGhan Style 410 & McGhan Style 410 *Soft Touch*™

#### Full height/Moderate projection

BioDIMENSIONAL™ Cohesive Gel-Filled Breast Implant

BIOCELL™ Textured INTRASHIEL™ Barrier Shell Anatomical Shape

Style 410 Cohesive Gel	Style 410 <i>Soft Touch</i> ™ Soft Touch Gel	Size (grams)	Width (cm)	Height (cm)	Projection (cm)
27-FM095-155	ST-FM095-155	155	9.5	10.0	3.4
27-FM100-180	ST-FM100-180	180	10.0	10.5	3.6
27-FM105-205	ST-FM105-205	205	10.5	11.0	3.8
27-FM110-235	ST-FM110-235	235	11.0	11.5	4.0
27-FM115-270	ST-FM115-270	270	11.5	12.0	4.2
27-FM120-310	ST-FM120-310	310	12.0	12.5	4.4
27-FM125-350	ST-FM125-350	350	12.5	13.0	4.6
27-FM130-395	ST-FM130-395	395	13.0	13.5	4.8
27-FM135-440	ST-FM135-440	440	13.5	14.0	5.0
27-FM140-500	ST-FM140-500	500	14.0	14.5	5.2
27-FM145-550	ST-FM145-550	550	14.5	15.0	5.4
27-FM150-605	ST-FM150-605	605	15.0	15.5	5.5
27-FM155-670	ST-FM155-670	670	15.5	16.0	5.6

### MM McGhan Style 410 & McGhan Style 410 *Soft Touch*™

#### Moderate height/Moderate projection

BioDIMENSIONAL™ Cohesive Gel-Filled Breast Implant

BIOCELL™ Textured INTRASHIEL™ Barrier Shell Anatomical Shape

Style 410 Cohesive Gel	Style 410 <i>Soft Touch</i> ™ Soft Touch Gel	Size (grams)	Width (cm)	Height (cm)	Projection (cm)
27-MM100-160	ST-MM100-160	160	10.0	9.1	3.6
27-MM105-185	ST-MM105-185	185	10.5	9.6	3.8
27-MM110-215	ST-MM110-215	215	11.0	10.1	4.0
27-MM115-245	ST-MM115-245	245	11.5	10.6	4.2
27-MM120-280	ST-MM120-280	280	12.0	11.1	4.4
27-MM125-320	ST-MM125-320	320	12.5	11.6	4.6
27-MM130-360	ST-MM130-360	360	13.0	12.1	4.8
27-MM135-400	ST-MM135-400	400	13.5	12.5	5.0
27-MM140-450	ST-MM140-450	450	14.0	12.9	5.2

### LM McGhan Style 410 & McGhan Style 410 *Soft Touch*™

#### Low height/Moderate projection

BioDIMENSIONAL™ Cohesive Gel-Filled Breast Implant

BIOCELL™ Textured INTRASHIEL™ Barrier Shell Anatomical Shape

Style 410 Cohesive Gel	Style 410 <i>Soft Touch</i> ™ Soft Touch Gel *	Size (grams)	Width (cm)	Height (cm)	Projection (cm)
27-LM100-140	ST-LM100-140	140	10.0	8.1	3.6
27-LM110-190	ST-LM110-190	190	11.0	9.1	4.0
27-LM115-220	ST-LM115-220	220	11.5	9.6	4.2
27-LM120-250	ST-LM120-250	250	12.0	10.1	4.4
27-LM130-320	ST-LM130-320	320	13.0	10.9	4.8

\* Made to order

## BioDIMENSIONAL™ Planning System

### FF McGhan Style 410 & McGhan Style 410 *Soft Touch*™

#### Full height/Full projection

BioDIMENSIONAL™ Cohesive Gel-Filled Breast Implant  
BIOCELL™ Textured INTRASHIEL™ Barrier Shell Anatomical Shape

Style 410 Cohesive Gel	Style 410 <i>Soft Touch</i> ™ Soft Touch Gel	Size (grams)	Width (cm)	Height (cm)	Projection (cm)
27-FF095-160	ST-FF095-160	160	9.5	10.0	3.7
27-FF100-185	ST-FF100-185	185	10.0	10.5	4.0
27-FF105-220	ST-FF105-220	220	10.5	11.0	4.2
27-FF110-255	ST-FF110-255	255	11.0	11.5	4.4
27-FF115-290	ST-FF115-290	290	11.5	12.0	4.6
27-FF120-335	N/A	335	12.0	12.5	4.8
27-FF125-375	ST-FF125-375	375	12.5	13.0	5.1
27-FF130-425	ST-FF130-425	425	13.0	13.5	5.2
27-FF135-475	ST-FF135-475	475	13.5	14.0	5.3
27-FF140-535	ST-FF140-535	535	14.0	14.5	5.6
27-FF145-595	ST-FF145-595	595	14.5	15.0	5.8
27-FF150-655	ST-FF150-655	655	15.0	15.5	6.1
27-FF155-740	ST-FF155-740	740	15.5	16.0	6.2

### MF McGhan Style 410 & McGhan Style 410 *Soft Touch*™

#### Moderate height/Full projection

BioDIMENSIONAL™ Cohesive Gel-Filled Breast Implant  
BIOCELL™ Textured INTRASHIEL™ Barrier Shell Anatomical Shape

Style 410 Cohesive Gel	Style 410 <i>Soft Touch</i> ™ Soft Touch Gel	Size (grams)	Width (cm)	Height (cm)	Projection (cm)
27-MF095-140	ST-MF095-140	140	9.5	8.6	3.7
27-MF100-165	ST-MF100-165	165	10.0	9.1	4.0
27-MF105-195	ST-MF105-195	195	10.5	9.6	4.2
27-MF110-225	ST-MF110-225	225	11.0	10.1	4.4
27-MF115-255	ST-MF115-255	255	11.5	10.6	4.6
27-MF120-295	ST-MF120-295	295	12.0	11.1	4.8
27-MF125-335	ST-MF125-335	335	12.5	11.6	5.1
27-MF130-375	ST-MF130-375	375	13.0	12.1	5.2
27-MF135-420	ST-MF135-420	420	13.5	12.5	5.3
27-MF140-470	ST-MF140-470	470	14.0	12.9	5.6
27-MF145-525	ST-MF145-525	525	14.5	13.2	5.8
27-MF150-580	ST-MF150-580	580	15.0	13.6	6.1
27-MF155-640	ST-MF155-640	640	15.5	13.9	6.2

### LF McGhan Style 410 & McGhan Style 410 *Soft Touch*™

#### Low height/Full projection

BioDIMENSIONAL™ Cohesive Gel-Filled Breast Implant  
BIOCELL™ Textured INTRASHIEL™ Barrier Shell Anatomical Shape

Style 410 Cohesive Gel	Style 410 <i>Soft Touch</i> ™ Soft Touch Gel	Size (grams)	Width (cm)	Height (cm)	Projection (cm)
27-LF095-125	ST-LF095-125	125	9.5	7.6	3.7
27-LF100-150	ST-LF100-150	150	10.0	8.1	4.0
27-LF105-175	ST-LF105-175	175	10.5	8.6	4.2
27-LF110-205	ST-LF110-205	205	11.0	9.1	4.4
27-LF115-240	ST-LF115-240	240	11.5	9.6	4.6
27-LF120-270	ST-LF120-270	270	12.0	10.1	4.8
27-LF125-310	ST-LF125-310	310	12.5	10.5	5.1
27-LF135-390	ST-LF135-390	390	13.5	11.4	5.3
27-LF140-440	ST-LF140-440	440	14.0	11.8	5.6
27-LF145-490	ST-LF145-490	490	14.5	12.2	5.8
27-LF150-540	ST-LF150-540	540	15.0	12.6	6.1
27-LF155-595	ST-LF155-595	595	15.5	13.0	6.2

## BioDIMENSIONAL™ Planning System

### FX McGhan Style 410

#### Full height/Extra Full projection

BioDIMENSIONAL™ Cohesive Gel-Filled Breast Implant  
BIOCELL™ Textured INTRASHIEL™ Barrier Shell Anatomical Shape

Style 410 FX Cohesive Gel	Size (grams)	Width (cm)	Height (cm)	Projection (cm)
27-FX095-185	185	9.5	10.0	4.6
27-FX100-215	215	10.0	10.5	4.9
27-FX105-245	245	10.5	11.0	5.1
27-FX110-280	280	11.0	11.5	5.3
27-FX115-315	315	11.5	12.0	5.5
27-FX120-360	360	12.0	12.5	5.7
27-FX125-410	410	12.5	13.0	6.0
27-FX130-450	450	13.0	13.5	6.1
27-FX135-495	495	13.5	14.0	6.2
27-FX140-560	560	14.0	14.5	6.5
27-FX145-615	615	14.5	15.0	6.7
27-FX150-690	690	15.0	15.5	7.0
27-FX155-775	775	15.5	16.0	7.1

### MX McGhan Style 410

#### Moderate height/Extra Full projection

BioDIMENSIONAL™ Cohesive Gel-Filled Breast Implant  
BIOCELL™ Textured INTRASHIEL™ Barrier Shell Anatomical Shape

Style 410 MX Cohesive Gel	Size (grams)	Width (cm)	Height (cm)	Projection (cm)
27-MX095-165	165	9.5	8.6	4.6
27-MX100-195	195	10.0	9.1	4.9
27-MX105-225	225	10.5	9.6	5.1
27-MX110-255	255	11.0	10.1	5.3
27-MX115-290	290	11.5	10.6	5.5
27-MX120-325	325	12.0	11.1	5.7
27-MX125-370	370	12.5	11.6	6.0
27-MX130-410	410	13.0	12.1	6.1
27-MX135-445	445	13.5	12.5	6.2
27-MX140-520	520	14.0	12.9	6.5
27-MX145-550	550	14.5	13.2	6.7
27-MX150-620	620	15.0	13.6	7.0
27-MX155-685	685	15.5	13.9	7.1

### LX McGhan Style 410

#### Low height/Extra Full projection

BioDIMENSIONAL™ Cohesive Gel-Filled Breast Implant  
BIOCELL™ Textured INTRASHIEL™ Barrier Shell Anatomical Shape

Style 410 LX Cohesive Gel	Size (grams)	Width (cm)	Height (cm)	Projection (cm)
27-LX095-145	145	9.5	7.6	4.6
27-LX100-175	175	10.0	8.1	4.9
27-LX105-195	195	10.5	8.6	5.1
27-LX110-225	225	11.0	9.1	5.3
27-LX115-255	255	11.5	9.6	5.5
27-LX120-290	290	12.0	10.1	5.7
27-LX125-330	330	12.5	10.5	6.0
27-LX130-365	365	13.0	10.9	6.1
27-LX135-405	405	13.5	11.4	6.2
27-LX140-455	455	14.0	11.8	6.5
27-LX145-515	515	14.5	12.2	6.7
27-LX150-570	570	15.0	12.6	7.0
27-LX155-625	625	15.5	13.0	7.1

### *McGhan Style 510 Dual Gel*



The McGhan Style 510 *Dual Gel* is an innovative product with a *unique* dual gel combination. The posterior of the implant is made from our standard cohesive gel, as found in the McGhan Style 410, with the anterior of the implant made from a unique high cohesive gel. This feature provides superior projection and support, emphasising the nipple/areola area of the implant.

As well as the unique gel combination the posterior of the 510 implant is concave to better fit the chest wall. It also features a tapered superior pole, which along with the concave base, reduces the edge/thoracic wall clearance minimising edge palpability.

Other features of the McGhan Style 510 *Dual Gel* range include:

#### **BIOCELL™ Texture**

The BIOCELL™ textured surface gives superior tissue adherence which helps maintain proper implant position within the surgical pocket, and reduces the risk of capsular contracture.

#### **INTRASHIEL™ Barrier**

The INTRASHIEL™ shell features a patented design to minimise silicone gel diffusion.

#### **Orientation Marks**

Orientation marks are conveniently located on the anterior and posterior surfaces of the implant and assist in visual and tactile positioning within the surgical pocket.

With three cells, (Style 510LX, Style 510MX and Style 510FX), the McGhan Style 510 *Dual Gel* range is based on the McGhan Style 410XP range with identical base dimensions (height and width). Due to the unique gel combination of a soft posterior gel and a firm anterior gel, the 510 is designed to maintain projection. Surgeons familiar with the McGhan Style 410XP will need to take this into consideration and may need to make minor adjustments to surgical techniques.

The McGhan Style 510 *Dual Gel* range may also be used effectively with augmentation patients. We believe this product will have particular benefits for complex augmentations such as asymmetrical breasts, tubular breasts and Poland's syndrome.

## BioDIMENSIONAL™ Planning System

### LX McGhan Style 510

#### Low Height/Extra Full projection

BioDIMENSIONAL™ Dual Gel-Filled Breast Implant

BIOCELL™ Textured INTRASHIEL™ Barrier Shell Anatomical Shape

Style 510 LX Cohesive Gel	Size (grams)	Width (cm)	Height (cm)	Projection (cm)
510LX-130	130	9.5	7.6	4.4
510LX-155	155	10.0	8.1	4.7
510LX-185	185	10.5	8.6	4.9
510LX-205	205	11.0	9.1	5.1
510LX-230	230	11.5	9.6	5.3
510LX-275	275	12.0	10.1	5.5
510LX-305	305	12.5	10.5	5.7
510LX-330	330	13.0	10.9	5.9
510LX-365	365	13.5	11.4	6.0
510LX-425	425	14.0	11.8	6.3
510LX-475	475	14.5	12.2	6.4
510LX-530	530	15.0	12.6	6.8
510LX-575	575	15.5	13.0	7.0

### MX McGhan Style 510

#### Moderate Height/Extra Full projection

BioDIMENSIONAL™ Dual Gel-Filled Breast Implant

BIOCELL™ Textured INTRASHIEL™ Barrier Shell Anatomical Shape

Style 510 MX Cohesive Gel	Size (grams)	Width (cm)	Height (cm)	Projection (cm)
510MX-145	145	9.5	8.6	4.4
510MX-175	175	10.0	9.1	4.7
510MX-200	200	10.5	9.6	4.9
510MX-220	220	11.0	10.1	5.1
510MX-245	245	11.5	10.6	5.3
510MX-290	290	12.0	11.1	5.5
510MX-335	335	12.5	11.6	5.6
510MX-360	360	13.0	12.1	5.9
510MX-385	385	13.5	12.5	5.9
510MX-445	445	14.0	12.9	6.3
510MX-490	490	14.5	13.2	6.4
510MX-550	550	15.0	13.6	6.8
510MX-600	600	15.5	13.9	7.0

### FX McGhan Style 510

#### Full Height/Extra Full projection

BioDIMENSIONAL™ Dual Gel-Filled Breast Implant

BIOCELL™ Textured INTRASHIEL™ Barrier Shell Anatomical Shape

Style 510 FX Cohesive Gel	Size (grams)	Width (cm)	Height (cm)	Projection (cm)
510FX-165	165	9.5	10.0	4.4
510FX-190	190	10.0	10.5	4.7
510FX-210	210	10.5	11.0	4.9
510FX-250	250	11.0	11.5	5.1
510FX-280	280	11.5	12.0	5.3
510FX-310	310	12.0	12.5	5.5
510FX-350	350	12.5	13.0	5.6
510FX-400	400	13.0	13.5	5.9
510FX-435	435	13.5	14.0	6.0
510FX-495	495	14.0	14.5	6.3
510FX-545	545	14.5	15.0	6.4
510FX-595	595	15.0	15.5	6.8
510FX-630	630	15.5	16.0	7.0

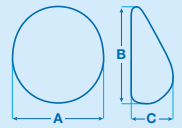
## BioDIMENSIONAL™ Planning System

### Saline Breast Implant Designed for More Natural Results

The McGhan Style 468 breast implant is the first saline-filled silicone shell breast implant engineered and developed to achieve more natural augmentation results.

#### McGhan Style 468 \*

BioDIMENSIONAL™ Saline-Filled Breast Implant Anterior Diaphragm Valve BIOCELL™ Textured RTV Shell Anatomical Shape



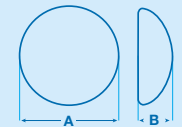
Catalogue #	Recommended Saline Fill (cm <sup>3</sup> )	Width A (cm)	Height B (cm)	Projection C (cm)
27-468196	195–205	10.0	10.5	4.0
27-468231	230–240	10.5	11.0	4.2
27-468271	270–285	11.0	11.5	4.3
27-468301	300–315	11.5	12.0	4.6
27-468351	350–370	12.0	12.5	4.8
27-468381	380–400	12.5	13.0	4.9
27-468451	450–470	13.0	13.5	5.3
27-468496	495–520	13.5	14.0	5.5
27-468561	560–590	14.0	14.5	5.7
27-468621	620–650	14.5	15.0	5.9

\* Made to order

### BIOCELL™ RTV Saline-Filled Breast Implants

#### McGhan Style 168

BIOCELL™ Textured Saline-Filled Breast Implant Anterior Diaphragm Valve, RTV Shell Round, Moderate Profile



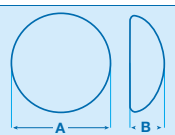
Catalogue #	Saline Fill (cm <sup>3</sup> )	Diameter A (cm)	Projection B (cm)
27-168121	120–150	9.0	3.0
27-168151	150–180	9.6	3.3
27-168181	180–210	10.2	3.4
27-168211	210–240	10.6	3.7
27-168241	240–270	11.1	3.8
27-168271	270–300	11.6	3.9
27-168301	300–330	11.9	4.1
27-168331	330–360	12.3	4.2
27-168361	360–390	12.7	4.2
27-168391	390–420	13.0	4.5
27-168421	420–450	13.4	4.5
27-168451	450–480	13.7	4.6
27-168481	480–510	14.1	4.6
27-168511	510–540	14.4	4.6



## BIOCELL™ Textured Silicone Gel-Filled Breast Implants

### McGhan Style 110

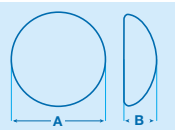
BIOCELL™ Textured Silicone Gel-Filled  
Breast Implant INTRASHIEL™ Barrier Shell  
Round, Moderate Profile



Catalogue #	Size (grams)	Diameter A (cm)	Projection B (cm)
27-110091	90	8.7	2.0
27-110121	120	9.0	2.4
27-110151	150	9.7	2.5
27-110181	180	10.3	2.7
27-110211	210	11.1	2.8
27-110241	240	11.7	2.9
27-110271	270	12.3	3.0
27-110301	300	12.6	3.1
27-110331	330	12.8	3.1
27-110361	360	13.5	3.2
27-110391	390	13.7	3.2
27-110421	420	13.9	3.3
27-110451	450	14.3	3.3
27-110481	480	15.1	3.3
27-110511	510	15.5	3.4

### McGhan Style 120

BIOCELL™ Textured, Silicone Gel-Filled  
Breast Implant INTRASHIEL™ Barrier Shell  
Round, High Profile

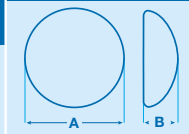


Catalogue #	Size (grams)	Diameter A (cm)	Projection B (cm)
27-120181	180	9.4	3.3
27-120221	220	9.9	3.7
27-120261	260	10.6	4.0
27-120301	300	11.0	4.2
27-120341	340	11.5	4.3
27-120401	400	12.1	4.5
27-120451	450	12.4	5.0
27-120501	500	13.5	4.7
27-120551	550	13.9	4.8
27-120601	600	14.5	4.9
27-120651	650	15.5	5.0

## BIOCELL™ Textured Silicone Gel-Filled Breast Implants

### McGhan Style 110 *Soft Touch*™

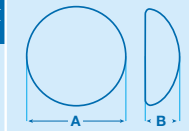
BIOCELL™ Textured Silicone *Soft Touch*™  
Gel-Filled Breast Implant INTRASHIEL™  
Barrier Shell Round, Moderate Profile



Catalogue #	Saline Fill (cm <sup>3</sup> )	Diameter A (cm)	Projection B (cm)
ST-110800	80	7.6	2.6
ST-110110	110	8.6	2.8
ST-110140	140	8.9	3.3
ST-110170	170	9.8	3.3
ST-110200	200	10.7	3.4
ST-110230	230	11.2	3.5
ST-110265	265	11.7	3.7
ST-110295	295	11.9	3.9
ST-110335	335	12.4	4.1
ST-110360	360	12.7	4.2
ST-110390	390	12.9	4.4
ST-110435	435	13.4	4.5
ST-110470	470	13.9	4.5
ST-110505	505	14.2	4.7
ST-110620	620	15.5	4.8
ST-110710	710	16.2	5.0
ST-110800	800	16.9	5.1

### McGhan Style 120 *Soft Touch*™

BIOCELL™ Textured Silicone *Soft Touch*™  
Gel-Filled Breast Implant INTRASHIEL™  
Barrier Shell Round, High Profile

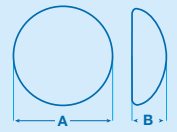


Catalogue #	Saline Fill (cm <sup>3</sup> )	Diameter A (cm)	Projection B (cm)
ST-120160	160	9.1	3.8
ST-120190	190	9.3	4.2
ST-120230	230	9.9	4.6
ST-120280	280	10.4	5.0
ST-120310	310	10.7	5.2
ST-120365	365	11.4	5.4
ST-120410	410	11.8	5.7
ST-120460	460	12.3	5.8
ST-120525	525	12.7	6.2

## Smooth Surface Silicone Gel-Filled Breast Implants

### McGhan Style 40 \*

Smooth Silicone Gel-Filled Breast Implant  
INTRASHIEL™ Barrier Shell Round,  
Standard Profile

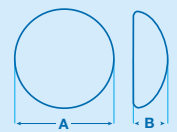


Catalogue #	Size (grams)	Diameter A (cm)	Projection B (cm)
25-40141	140	9.4	2.7
25-40161	160	9.7	3.1
25-40181	180	10.0	3.3
25-40201	200	10.2	3.5
25-40221	220	10.5	3.6
25-40241	240	10.9	3.7
25-40261	260	11.2	3.8
25-40281	280	11.4	3.8
25-40301	300	11.7	3.9
25-40321	320	12.0	3.9
25-40341	340	12.3	4.0
25-40361	360	12.5	4.1

\* Made to order

### McGhan Style 45 \*

Smooth Silicone Gel-Filled Breast Implant  
INTRASHIEL™ Barrier Shell, Round,  
High Profile



Catalogue #	Size (grams)	Diameter A (cm)	Projection B (cm)
25-45121	120	7.4	3.6
25-45161	160	8.2	3.8
25-45201	200	9.0	4.1
25-45241	240	9.6	4.3
25-45281	280	10.0	4.6
25-45321	320	10.4	4.8
25-45361	360	10.8	5.1
25-45401	400	11.2	5.1

\* Made to order

## BioDIMENSIONAL™ 1-Stage Breast Reconstruction

### *Expandable Breast Implant for Immediate or Delayed Reconstruction*

With an adjustable saline-fill inner lumen surrounded by a silicone gel outer lumen, the expandable McGhan Style 150 Breast Implant offers opportunities to create more natural looking breasts. In most cases, McGhan Style 150 breast implants eliminate the need for patients to undergo additional expander exchange surgery. Uniquely controlled expansion to the lower pole area provides complimentary results with natural contour.



Style 150 Full Height



Style 150 Short Height

#### **Defined Expansion - Two Height Options**

Two choices in dimensional height and upper pole configurations – McGhan Style 150 Full Height and McGhan Style 150 Short Height breast implants are available to match the widest range of your patients' requirements.

#### **Proven BIOCELL™ Textured Surface**

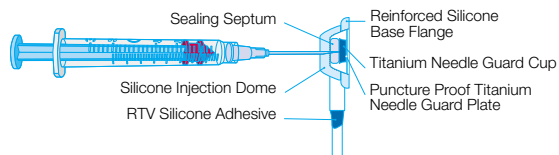
The BIOCELL™ textured surface allows aggressive expansion and promotes tissue adherence with opportunity for rapid fixation, and reduces the risk of capsular contracture resulting in a softer breast. BIOCELL™ texturing also helps maintain breast implant positioning and improve inframammary fold definition.

#### **Reliable Long-Term Adjustability**

The McGhan Style 150 breast implant incorporates a proprietary saline fill system that eliminates the valve issues previously associated with one-stage devices and "pull-out" fill systems. The unique design of the McGhan Style 150 breast implant features a remote injection site that reliably allows for long-term device adjustability.

#### **McGhan Style 150 - Mini-Remote Port**

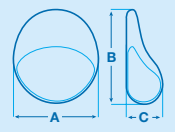
Designed with a self-sealing port and titanium needle guard to prevent puncture through injection site base.



## BioDIMENSIONAL™ 1-Stage Breast Reconstruction

### McGhan Style 150 *Full Height*

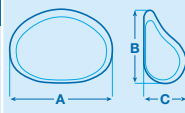
BioDIMENSIONAL™ Silicone Gel with Adjustable Saline-Fill Inner Lumen Expandable Breast Implant, Mini Remote Port BIOCELL™ Textured INTRASHIEL™ Barrier Shell Anatomical Shape



Catalogue #	Size (cm <sup>3</sup> )	Width A (cm)	Height B (cm)	Projection C (cm)	Gel Fill (grams)	Saline Fill Range (cm <sup>3</sup> )
27-150231	230-250	10.5	11.5	4.6-5.5	115	115-135
27-150281	280-300	11.5	12.5	5.0-5.6	140	140-160
27-150351	350-370	12.0	13.0	5.3-6.0	175	175-195
27-150431	430-455	13.0	14.0	5.6-6.2	215	215-240
27-150521	520-550	14.0	15.0	6.0-6.8	260	260-290
27-150621	620-660	15.0	16.0	6.0-6.8	310	310-350
27-150721	720-760	16.0	17.0	6.1-7.1	360	360-400

### McGhan Style 150 *Short Height*

BioDIMENSIONAL™ Silicone Gel with Adjustable Saline-Fill Inner Lumen Expandable Breast Implant, Mini Remote Port BIOCELL™ Textured INTRASHIEL™ Barrier Shell Anatomical Shape



Catalogue #	Size (cm <sup>3</sup> )	Width A (cm)	Height B (cm)	Projection C (cm)	Gel Fill (grams)	Saline Fill Range (cm <sup>3</sup> )
27-150136	135-145	9.5	8.0	4.2-4.8	45	90-100
27-150166	165-175	10.5	8.5	4.2-4.8	65	100-110
27-150236	235-255	11.5	9.5	4.7-5.7	85	150-170
27-150296	295-315	12.5	10.5	4.8-5.8	100	195-215
27-150386	385-405	13.5	11.5	5.2-6.2	125	260-280
27-150496	495-520	14.5	12.5	5.6-6.6	170	325-350
27-150626	625-655	16.0	14.0	5.9-6.9	215	410-440

### Anatomical Expandable Breast Implant Templates

Catalogue #	Unit
30-00015	McGhan Style 150 Sizer Templates Set

### Fill Tube Plug Kit

Catalogue #	Unit
30-00019	Packaged Fill Tube Plug Kit One

#### Fill Tube Plug Kit

The Fill Tube Plug Kit is used to seal the fill tube of the McGhan Style 150 breast implant following satisfactory expansion and removal of the injection port.

Each Kit is double thermoform packaged and comprises of:

- an Introducer (Push Rod & Carrier Tube)
- 3 silicone Plugs



## BioDIMENSIONAL™ 2-Stage *Breast Reconstruction*

### *The Most Advanced Devices and Methods Available*

The BioDIMENSIONAL™ System for breast reconstruction is a comprehensive approach based on anatomical shape and dimensional techniques. Pioneered by G. Patrick Maxwell, M.D., of Nashville, Tennessee, 2-stage breast reconstruction using the anatomical BIOSPAN™ Tissue Expander and BIOCELL™ textured anatomical breast implants combine logical planning and advanced product design. This results in naturally-contoured breasts in unilateral and bilateral reconstruction.

#### **BIOSPAN™ Texturing**

Promotes mild tissue in-growth, inhibits the migration of the expander, and yields greater tissue laxity during the expansion process to prepare the newly formed pocket for the expander/implant exchange.

#### **Compatible Base Width Dimensions**

McGhan Style 133 FV, McGhan Style 133 MV and McGhan Style 133 LV Tissue Expanders all have base width dimensions that are matched to McGhan BioDimensional™ breast implants for two-stage breast reconstruction.

#### **Magna-Site™ Injection Site**

Expander injection site is constructed with a rare earth-permanent magnet to assure long term efficacy of the location system.

#### **Magna-Finder™ Locating Device**

To easily detect the Magna-Site™ magnetic needle guard for accurate site injection.

#### **Anatomical Shape**

Ensures ideal footprint and properly formed pocket during expansion process to accept anatomical implant for naturally aesthetic results.



McGhan  
Style 133 FV

McGhan  
Style 133 MV

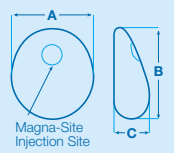
McGhan  
Style 133 LV

## BioDIMENSIONAL™ 2-Stage Breast Reconstruction

### McGhan Style 133 FV

#### Full height/Variable projection

BioDIMENSIONAL™ Tissue Expander for 2-Stage Breast Reconstruction BIOSPAN™ Textured Shell MAGNA-SITE™ Integral Injection Site. Full Height, Anatomical Shape

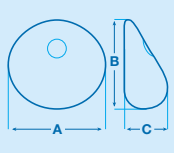


Catalogue #	Suggested Fill Volume (cm <sup>3</sup> )	Width A (cm)	Height B (cm)	Projection C (cm)
67-133FV11	300	11.0	11.5	5.0
67-133FV12	400	12.0	12.5	5.3
67-133FV13	500	13.0	13.5	5.7
67-133FV14	600	14.0	14.5	6.2
67-133FV15	750	15.0	15.5	6.7
67-133FV16	850	16.0	16.5	6.8

### McGhan Style 133 MV

#### Moderate height/Variable projection

BioDIMENSIONAL™ Tissue Expander for 2-Stage Breast Reconstruction BIOSPAN™ Textured Shell MAGNA-SITE™ Integral Injection Site Moderate Height, Anatomical Shape

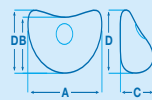


Catalogue #	Suggested Fill Volume (cm <sup>3</sup> )	Width A (cm)	Height B (cm)	Projection C (cm)
67-133MV11	250	11.0	10.0	4.9
67-133MV12	300	12.0	11.0	5.2
67-133MV13	400	13.0	12.0	5.6
67-133MV14	500	14.0	13.0	6.0
67-133MV15	600	15.0	14.0	6.3
67-133MV16	700	16.0	15.0	6.6

### McGhan Style 133 LV

#### Low height/Variable projection

BioDIMENSIONAL™ Tissue Expander for 2-Stage Breast Reconstruction BIOSPAN™ Textured Shell MAGNA-SITE™ Integral Injection Site



Catalogue #	Suggested Fill Volume	Width A (cm)	B Height Intra Arc	Projection C (cm)	Height D (cm)
67-133LV11	150	11.0	7.0	4.7	7.6
67-133LV12	200	12.0	7.5	5.3	8.4
67-133LV13	300	13.0	8.0	5.7	9.1
67-133LV14	350	14.0	8.5	6.0	9.7
67-133LV15	400	15.0	9.0	6.3	10.5
67-133LV16	500	16.0	9.5	6.3	11.3

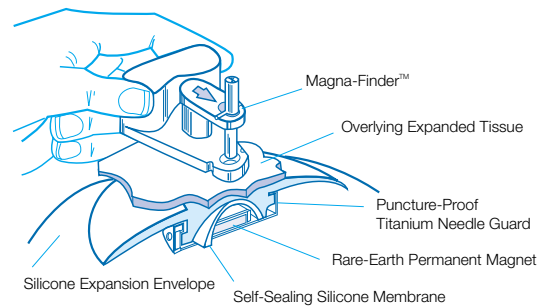
## BioDIMENSIONAL™ 2-Stage *Breast Reconstruction*

### Anatomical Tissue Expander Templates

Catalogue #	Unit
30-00017	McGhan Style 133FV / LV / MV Sizer Templates Set

### Magna-Finder™

Catalogue #	Unit
30-00004	Magna-Finder™



#### Nominal Dimensions

Expander dimensions are measured at the recommended fill volume with the expander placed on a flat surface.


Note: Not every expander will conform to the dimensions given. Slight variations may occur. Warning: The strong earth/permanent magnet contained in this device is contraindicated where the magnet field may affect other polarised devices e.g., pacemakers, drug infusion devices, artificial sensing devices, similar type products, and MRI procedures.

In vitro tests show MAGNA-SITE™ is detectable through 60mm of phantom tissue.



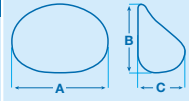
## BioDIMENSIONAL™ 2-Stage Breast Reconstruction

### Anatomical Breast Implants for Selective Shaping



The McGhan Style 363 breast implant is designed to fit the exact pocket created by the corresponding base width McGhan Style 133 Matrix Tissue Expander.

The saline-filled silicone shell McGhan Style 363 breast implant promotes full dimensions with greater emphasis on the lower pole. Designed slightly shorter than it is wide, the McGhan Style 363 breast implant offers a mature, mildly ptotic shape especially useful in matching an existing breast in unilateral reconstruction.

McGhan Style 363 *				
Catalogue #	Recommended Saline Fill (cm <sup>3</sup> )	Width A (cm)	Height B (cm)	Projection C (cm)
27-363231	230–240	11.5	9.5	4.4
27-363311	310–325	12.5	10.5	4.8
27-363391	390–410	13.5	11.5	5.4
27-363511	510–535	14.5	12.5	5.8
27-363651	650–685	15.8	13.5	6.1

\* Made to order

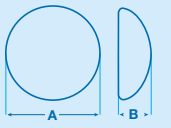
## Breast Implant Sizers

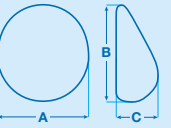
### McGhan Breast Implant Sizer

- McGhan breast implant Sizers are single use sterile devices. They are designed for temporary use.
- Designed for temporary intraoperative placement to assist in determining the desired breast implant volume.
- The Round Sizers are constructed of a smooth silicone elastomer shell and are gel-filled.


### McGhan BioDIMENSIONAL™ Breast Implant Sizer


- The BioDIMENSIONAL™ Anatomical Sizers are designed with a smooth silicone elastomer and with a more cohesive gel that maintains the anatomical shape.
- The sizes and dimensions of the BioDIMENSIONAL™ Sizers and the Round Sizers have been designed to match the McGhan Style 410MM breast implants and McGhan Style 110 breast implants, respectively.

McGhan Sizer 110 *				
Round Implant Sizer				
* Made to order				
Catalogue #	Size (grams)	Diameter A (cm)	Projection B (cm)	
20-110121	120	9.0	2.4	
20-110181	180	10.3	2.7	
20-110241	240	11.7	2.9	
20-110301	300	12.6	3.1	
20-110361	360	13.5	3.2	
20-110421	420	13.9	3.3	
20-110481	480	15.1	3.3	

McGhan Sizer 410 MM *				
BioDIMENSIONAL™ Anatomical Sizer				
* Made to order				
Catalogue #	Size (grams)	Diameter A (cm)	Height B (cm)	Projection C (cm)
20-MM100-160	160	10.0	9.1	3.6
20-MM105-185	185	10.5	9.6	3.8
20-MM110-215	215	11.0	10.1	4.0
20-MM115-245	245	11.5	10.6	4.2
20-MM120-280	280	12.0	11.1	4.4
20-MM125-320	320	12.5	11.6	4.6
20-MM130-360	360	13.0	12.1	4.8
20-MM135-400	400	13.5	12.5	5.0
20-MM140-450	450	14.0	12.9	5.2









Advanced Systems for Plastic  
& Reconstructive Surgery

**CUI Product Catalogue**

**September 2004**

**INAMED Aesthetics**

Kilbride Industrial Estate  
Arklow, County Wicklow  
Ireland

Tel 353.402.91320  
Fax 353.402.39505  
Email [customerservices@inamed.ie](mailto:customerservices@inamed.ie)  
Website [www.INAMED.com](http://www.INAMED.com)



## Contents

### **CUI Anatomical MicroCell™ Textured Cohesive Gel-Filled Breast Implants**

- 02 Anatomical, Moderate Height, Moderate Projection CMM
- 02 Anatomical, Full Height, Moderate Projection CFM

### **CUI Round MicroCell™ Textured Cohesive Gel-Filled Breast Implants**

- 03 Round Cohesive, Low Profile CML
- 03 Round Cohesive, High Profile CMH

### **CUI Round MicroCell™ Textured Silicone Gel-Filled Breast Implants**

- 04 Round, Low Profile MLP
- 04 Round, High Profile MHP

### **CUI DRI™\* Smooth Silicone Gel-Filled Breast Implants**

- 05 Round, Low Profile SLD
- 05 Round, High Profile SHD

### **CUI MicroCell™ RTT Textured Saline-Filled Breast Implants**

- 06 RTT Round

### **CUI RTV Smooth Saline-Filled Breast Implants**

- 06 RTV Round

### **CUI 1-Stage Breast Reconstruction**

- 07 XML Low Profile

- 08 CUI Tissue Expanders

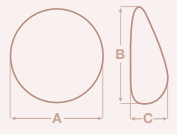
•DRI™ Diffusion Rate Inhibiting Envelope



## CUI Anatomical MicroCell™ Textured Cohesive Gel-Filled Breast Implants

### CMM Moderate Height

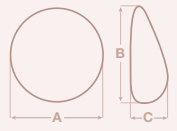
CUI MicroCell™ Textured, Cohesive Gel-Filled Breast Implant. DRIE™ Anatomical, Moderate Height, Moderate Projection.



Catalogue #	Size (grams)	Width A (cm)	Height B (cm)	Projection C (cm)
CMM-160	160	10.0	9.1	3.6
CMM-185	185	10.5	9.6	3.8
CMM-215	215	11.0	10.1	4.0
CMM-245	245	11.5	10.6	4.2
CMM-280	280	12.0	11.1	4.4
CMM-320	320	12.5	11.6	4.6
CMM-360	360	13.0	12.1	4.8
CMM-400	400	13.5	12.5	5.0
CMM-450	450	14.0	12.9	5.2

### CFM Full Height

CUI MicroCell™ Textured, Cohesive Gel-Filled Breast Implant. DRIE™ Anatomical, Full Height, Moderate Projection.

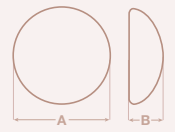


Catalogue #	Size (grams)	Width A (cm)	Height B (cm)	Projection C (cm)
CFM-155	155	9.5	10.0	3.4
CFM-180	180	10.0	10.5	3.6
CFM-205	205	10.5	11.0	3.8
CFM-235	235	11.0	11.5	4.0
CFM-270	270	11.5	12.0	4.2
CFM-310	310	12.0	12.5	4.4
CFM-350	350	12.5	13.0	4.6
CFM-395	395	13.0	13.5	4.8
CFM-440	440	13.5	14.0	5.0
CFM-500	500	14.0	14.5	5.2

## CUI Round MicroCell™ Textured Cohesive Gel-Filled Breast Implants

### CML Low Profile

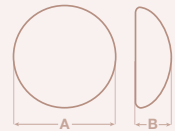
CUI MicroCell™ Textured Cohesive Gel-Filled Breast Implant, DRIE™ Round, Low Profile



Catalogue #	Product Size (grams)	Diameter A (cm)	Projection B (cm)
CML-080	80	7.6	2.6
CML-110	110	8.6	2.8
CML-140	140	8.9	3.3
CML-170	170	9.8	3.3
CML-200	200	10.7	3.4
CML-230	230	11.2	3.5
CML-265	265	11.7	3.7
CML-295	295	11.9	3.9
CML-335	335	12.4	4.1
CML-360	360	12.7	4.2
CML-390	390	12.9	4.4
CML-435	435	13.4	4.5
CML-470	470	13.9	4.5
CML-505	505	14.2	4.7
CML-620	620	15.5	4.8
CML-710	710	16.2	5.0
CML-800	800	16.9	5.1

### CMH High Profile

CUI MicroCell™ Textured Cohesive Gel-Filled Breast Implant, DRIE™ Round, High Profile

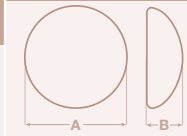


Catalogue #	Product Size (grams)	Diameter A (cm)	Projection B (cm)
CMH-160	160	9.1	3.8
CMH-190	190	9.3	4.2
CMH-230	230	9.9	4.6
CMH-280	280	10.4	5.0
CMH-310	310	10.7	5.2
CMH-365	365	11.4	5.4
CMH-410	410	11.8	5.7
CMH-460	460	12.3	5.8
CMH-525	525	12.7	6.2

## CUI Round MicroCell™ Textured Surface Silicone Gel-Filled Breast Implants

### MLP Low Profile

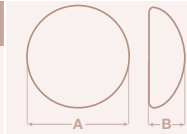
CUI MicroCell™ Textured Silicone Gel-Filled Breast Implant, DRIE™ Round, Low Profile



Catalogue #	Product Size (grams)	Diameter A (cm)	Projection B (cm)
MLP-110	110	8.7	3.0
MLP-140	140	9.0	3.2
MLP-170	170	9.7	3.4
MLP-200	200	10.4	3.4
MLP-230	230	10.9	3.6
MLP-260	260	11.5	3.8
MLP-290	290	11.8	3.9
MLP-320	320	12.3	4.1
MLP-350	350	12.8	4.3
MLP-380	380	13.2	4.4
MLP-435	435	13.4	4.5
MLP-470	470	13.9	4.5
MLP-505	505	14.2	4.7

### MHP High Profile

CUI MicroCell™ Textured Silicone Gel-Filled Breast Implant, DRIE™ Round, High Profile

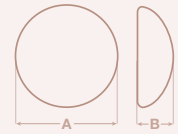


Catalogue #	Product Size (grams)	Diameter A (cm)	Projection B (cm)
MHP-100	100	8.7	2.3
MHP-130	130	9.0	3.0
MHP-160	160	9.4	3.5
MHP-190	190	9.5	4.0
MHP-230	230	10.0	4.3
MHP-260	260	10.5	4.6
MHP-300	300	11.0	4.8
MHP-340	340	11.5	5.0
MHP-380	380	11.7	5.3
MHP-410	410	12.0	5.4
MHP-460	460	12.3	5.8
MHP-525	525	12.7	6.2

**CUI DRIE™ Smooth Surface**  
*Silicone Gel-Filled Breast Implants*

**SLD Low Profile** \*

CUI Smooth Silicone Gel-Filled Breast Implant, DRIE™ Round, Low Profile

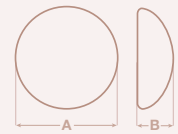


Catalogue #	Product Size (grams)	Diameter A (cm)	Projection B (cm)
SLD-110	110	8.6	2.6
SLD-140	140	8.7	3.1
SLD-170	170	9.5	3.4
SLD-200	200	10.2	3.4
SLD-230	230	10.7	3.4
SLD-260	260	11.0	3.5
SLD-290	290	11.7	3.5
SLD-320	320	12.3	3.5
SLD-350	350	12.5	3.8
SLD-380	380	13.1	3.8
SLD-410	410	13.4	3.8
SLD-440	440	13.8	3.9
SLD-470	470	14.1	3.9
SLD-500	500	14.4	3.9
SLD-620	620	15.5	4.8
SLD-710	710	16.2	5.0
SLD-800	800	16.9	5.1

\* Made to order

**SHD High Profile** \*

CUI Smooth Silicone Gel-Filled Breast Implant, DRIE™ Round, High Profile



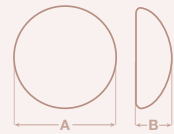
Catalogue #	Product Size (grams)	Diameter A (cm)	Projection B (cm)
SHD-100	100	8.8	2.2
SHD-130	130	9.0	2.9
SHD-160	160	9.1	3.7
SHD-190	190	9.4	3.7
SHD-230	230	9.9	4.0
SHD-260	260	10.6	4.0
SHD-300	300	10.9	4.3
SHD-340	340	11.3	4.3
SHD-380	380	11.7	4.7
SHD-410	410	11.9	4.7
SHD-440	440	12.4	5.0
SHD-470	470	12.7	5.0
SHD-500	500	12.7	5.3

\* Made to order

## CUI MicroCell™ RTT Textured Saline-Filled Breast Implants

### RTT with Anterior Diaphragm Valve \*

MicroCell™ RTV Textured Saline-Filled Breast Implant, Anterior Diaphragm Valve, Round

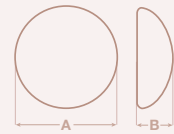


Catalogue #	Recommended Saline Fill (cm <sup>3</sup> )	Diameter A (cm)	Projection B (cm)
RTT-2090	90	8.3	2.8
RTT-2120	120	9.0	3.0
RTT-2150	150	9.6	3.3
RTT-2180	180	10.2	3.4
RTT-2210	210	10.6	3.7
RTT-2240	240	11.1	3.8
RTT-2270	270	11.6	3.9
RTT-2300	300	11.9	4.1
RTT-2330	330	12.3	4.2
RTT-2360	360	12.7	4.2
RTT-2390	390	13.0	4.5
RTT-2420	420	13.4	4.5
RTT-2450	450	13.7	4.6
RTT-2480	480	14.1	4.6
RTT-2510	510	14.4	4.6

\* Made to order

### RTV with Anterior Diaphragm Valve \*

Smooth RTV Saline-Filled Breast Implant, Anterior Diaphragm Valve, Round



Catalogue #	Recommended Saline Fill (cm <sup>3</sup> )	Diameter A (cm)	Projection B (cm)
RTV-2120	120	9.0	3.0
RTV-2150	150	9.6	3.3
RTV-2180	180	10.2	3.4
RTV-2210	210	10.6	3.7
RTV-2240	240	11.1	3.8
RTV-2270	270	11.6	3.9
RTV-2300	300	11.9	4.1
RTV-2330	330	12.3	4.2
RTV-2360	360	12.7	4.2
RTV-2390	390	13.0	4.5
RTV-2420	420	13.4	4.5
RTV-2450	450	13.7	4.6
RTV-2480	480	14.1	4.6
RTV-2510	510	14.4	4.6

\* Made to order

Following recommended fill (+30 cm<sup>3</sup> / -0 cm<sup>3</sup>) decreases the possibility of shell fold-over and crease-fold failure.

**DO NOT UNDERFILL THESE IMPLANTS.**

## 1-Stage Breast Reconstruction

### Breast Implants

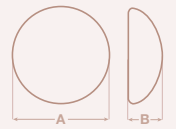
### *Expandable Breast Implant for immediate or delayed Reconstruction*

An adjustable saline-fill inner lumen surrounded by a silicone gel outer lumen. In most cases the CUI XML eliminates the need for patients to undergo additional expander exchange surgery.

The CUI breast implant incorporates a proprietary saline fill system that eliminates the valve issues previously associated with one-stage devices and "pull out" fill systems. This system features a remote injection site that reliably allows for long term device adjustability.

#### CUI XML Low Profile

Round Expandable, MicroCell™, Low Profile Reconstructive Breast Implant



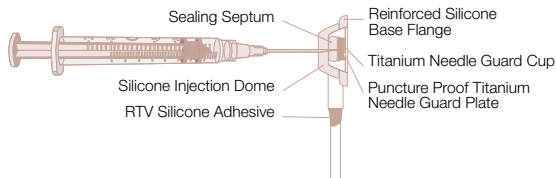
Catalogue #	Size (cm <sup>2</sup> )	Width (cm)	Catalogue Projection	Gel Fill (g)	Saline Fill Range (cm <sup>2</sup> )
XML-180	180-190	10.5	3.2-3.9	90	90-100
XML-240	240-250	11.5	3.7-4.4	120	120-130
XML-300	300-320	12.5	3.9-4.6	150	150-170
XML-360	360-380	13.5	4.2-4.9	180	180-200
XML-420	420-450	14.0	4.4-5.1	210	210-240
XML-510	510-540	15.0	4.5-5.3	255	255-285
XML-600	600-640	16.0	4.8-5.6	300	300-340
XML-700	700-740	16.5	5.1-5.9	350	350-390

#### CUI Expandable Breast Implant Templates

Catalogue #	Unit
30-00020	CUI XML Sizer Templates Set

#### Fill Tube Plug Kit

Catalogue #	Unit
30-00019	Packaged Fill Tube Plug Kit One



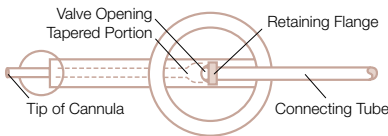
## CUI Tissue Expanders

### Features

Each CUI Tissue Expander offers one or more of the following features designed to increase efficiency during use.

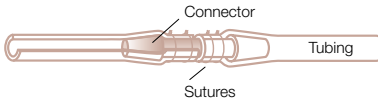
#### Posterior Fill Valve

An exclusive feature on CUI expanders, the Posterior Fill Valve allows the expander to be filled rapidly during surgery. The patented Posterior Fill Valve is available on all CUI Standard, Versafil™, and Specialty expanders with a suggested volume of 50cm<sup>3</sup> and greater.



#### Stainless Steel Connector

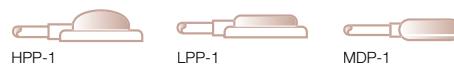
Allows adjustments to port tubing length. Supplied with all CUI Standard, Versafil™, and Specialty Expanders.



#### Remote Injection Ports

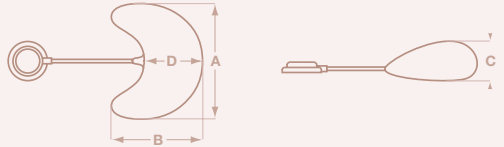
Unless otherwise indicated on a specific catalogue item, all CUI Standard, Versafil™ and Specialty Tissue Expanders are supplied with a Low Profile Injection Port. If an alternative design is required, any of the above ports may be exchanged by the surgeon using the Stainless Steel Connector provided. Remote injection ports are designed for use with a 23 gauge or smaller needle. Tubing length is approximately 13cm.

Catalogue Number	Base Diameter (cm)	Projection (cm)
HPP-1	2.9cm	1.3cm
LPP-1	2.9cm	0.8cm
MDP-1	1.5cm	0.6cm



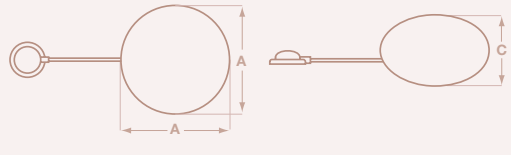
## CUI Versafil™ Tissue Expanders

### Croissant



Catalogue #	Suggested Volume (cm <sup>3</sup> )	A (cm)	B (cm)	C (cm)	D (cm)
<b>Without Stable Base</b>					
CZV-0907	100	9.0	7.0	4.5	4.5
CZV-1310	300	13.0	10.0	6.5	6.5
CZV-1713	600	17.0	13.0	8.0	8.5
CZV-2116	1100	21.0	16.0	9.5	10.5
<b>With Stable Base</b>					
CRS-0907	100	9.0	7.0	4.5	4.5
CRS-1310	300	13.0	10.0	6.5	6.5
CRS-1713	600	17.0	13.0	8.0	8.5
CRS-2116	1100	21.0	16.0	9.5	10.5

### Round



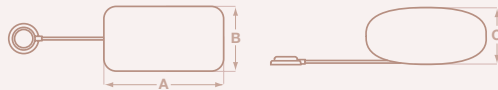
Catalogue #	Suggested Volume (cm <sup>3</sup> )	A (cm)	C (cm)
<b>Without Stable Base</b>			
FZV-08	200	8.0	6.0
FZV-10	350	10.0	7.5
FZV-12	600	12.0	9.0
FZV-14	1000	14.0	10.5
FZV-16	1500	16.0	11.5
FZV-18	2000	18.0	13.0
<b>With Stable Base</b>			
SFV-08	200	8.0	6.0
SFV-10	350	10.0	7.5
SFV-12	600	12.0	9.0
SFV-14	1000	14.0	10.5
SFV-16	1500	16.0	11.5
SFV-18	2000	18.0	13.0

350 cm<sup>3</sup> and larger supplied with High Profile Injection Port



**CUI Versafil™**  
Tissue Expanders

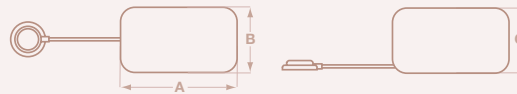
Rectangular



Catalogue #	Suggested Volume (cm <sup>3</sup> )	A (cm)	B (cm)	C (cm)
<b>Without Stable Base</b>				
RZV-0604	60	6.0	4.0	4.0
RZV-0805	125	8.0	5.0	5.0
RZV-1006	225	10.0	6.0	6.0
RZV-1207	350	12.0	7.0	7.0
RZV-1408	500	14.0	8.0	8.0
RZV-1605	350	16.0	5.0	5.5
RZV-2007	650	20.0	7.0	7.7
<b>With Stable Base</b>				
SRV-0604	60	6.0	4.0	4.0
SRV-0805	125	8.0	5.0	5.0
SRV-1006	225	10.0	6.0	6.0
SRV-1207	350	12.0	7.0	7.0
SRV-1408	500	14.0	8.0	8.0
SRV-1605	350	16.0	5.0	5.5
SRV-2007	650	20.0	7.0	7.7

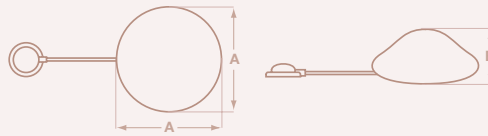
## CUI Standard Tissue Expanders

### Rectangular



Catalogue #	Suggested Volume (cm <sup>3</sup> )	A (cm)	B (cm)	C (cm)
SRS-0604	70	6.0	4.0	3.5
SRS-0805	140	8.0	5.0	4.0
SRS-1006	250	10.0	6.0	5.0
SRS-1206	340	12.0	6.0	5.0
SRS-1207	500	12.0	7.0	6.0
SRS-1508	680	15.0	8.0	6.5

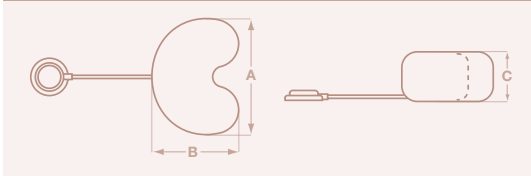
### Round



Catalogue #	Suggested Volume (cm <sup>3</sup> )	A (cm)	B (cm)
SFS-60	60	6.9	1.4
SFS-80	80	7.6	2.3
SFS-100	100	8.1	3.1
SFS-200	200	10.0	3.9
SFS-300	300	11.4	4.2
SFS-400	400	12.5	5.4
SFS-500	500	13.0	6.3
SFS-600	600	13.5	6.7
SFS-700	700	14.7	6.9
SFS-800	800	15.2	7.1
SFS-1000	1000	16.4	7.6

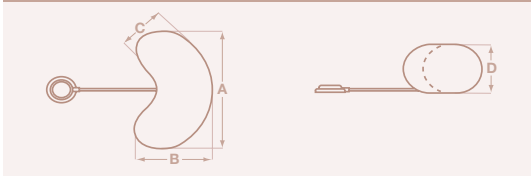
## CUI Standard Tissue Expanders

### Crescent



Catalogue #	Suggested Volume (cm <sup>3</sup> )	A (cm)	B (cm)	C (cm)
SCS-0705	80	7.0	4.5	4.0
SCS-1008	250	10.0	8.0	4.0
SCS-1512	500	14.5	10.5	5.0

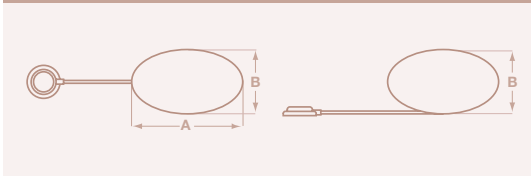
### Longitudinally Curved



Catalogue #	Suggested Volume (cm <sup>3</sup> )	A (cm)	B (cm)	C (cm)	D (cm)
SLS-1605	300	16.0	9.0	4.0	5.0
SLS-1907	775	19.0	12.0	6.0	7.0

## CUI Specialty Tissue Expanders

### Small Oval



Catalogue #	Suggested Volume (cm <sup>3</sup> )	A (cm)	B (cm)
SOE-3624	10	3.6	2.4
SOE-4528	20	4.5	2.8