

THE



COLLECTION

PRODUCT CATALOGUE
BREAST IMPLANTS, TISSUE
EXPANDERS AND
RE-STERILIZABLE SIZERS

LASTING PROVEN
SHAPE SCIENCE


Allergan Ltd.
Marlow International
The Parkway
Marlow
Bucks
SL7 1YL
United Kingdom

For more information please visit:
www.natrella.co.uk



™ Marks owned by Allergan Ltd
© Copyright Allergan Ltd 2016

UK/0647/2016
Date of preparation 08/2016



Natrelle™ INSPIRA™ - Textured Implants

Natrelle™ INSPIRA™ - Textured Implants

TRL/TSL		Low projection				ARC	Sizer*
TruForm® (Responsive)	TruForm® (Soft Touch™)	Size (g)	Diam (cm)	Proj (cm)	Length (cm)	TruForm®	
N-TRL110	N-TSL110	110	10.0	1.9	5.6	N-SZRL110	
N-TRL125	N-TSL125	125	10.5	2.0	5.8	N-SZRL125	
N-TRL140	N-TSL140	140	11.0	2.0	6.1	N-SZRL140	
N-TRL170	N-TSL170	170	11.5	2.2	6.4	N-SZRL170	
N-TRL200	N-TSL200	200	12.0	2.4	6.7	N-SZRL200	
N-TRL230	N-TSL230	230	12.5	2.5	7.0	N-SZRL230	
N-TRL260	N-TSL260	260	13.0	2.6	7.4	N-SZRL260	
N-TRL290	N-TSL290	290	13.5	2.7	7.7	N-SZRL290	
N-TRL320	N-TSL320	320	14.0	2.8	8.0	N-SZRL320	
N-TRL350	N-TSL350	350	14.25	2.9	8.2	N-SZRL350	
N-TRL380	N-TSL380	380	14.5	3.0	8.4	N-SZRL380	
N-TRL410	N-TSL410	410	15.0	3.1	8.7	N-SZRL410	
N-TRL460	N-TSL460	460	15.5	3.2	9.0	N-SZRL460	
N-TRL510	N-TSL510	510	16.0	3.4	9.3	N-SZRL510	
N-TRL560	N-TSL560	560	16.5	3.5	9.7	N-SZRL560	
N-TRL610	N-TSL610	610	17.0	3.6	10.0	N-SZRL610	

TRLP/TSLP		Low Plus projection				ARC	Sizer*
TruForm® (Responsive)	TruForm® (Soft Touch™)	Size (g)	Diam (cm)	Proj (cm)	Length (cm)	TruForm®	
N-TRLP125	N-TSLP125	125	9.5	2.5	5.8	N-SZRLP125	
N-TRLP145	N-TSLP145	145	10.0	2.6	6.2	N-SZRLP145	
N-TRLP165	N-TSLP165	165	10.5	2.7	6.5	N-SZRLP165	
N-TRLP190	N-TSLP190	190	11.0	2.8	6.8	N-SZRLP190	
N-TRLP205	N-TSLP205	205	11.25	2.9	7.0	N-SZRLP205	
N-TRLP220	N-TSLP220	220	11.5	3.0	7.1	N-SZRLP220	
N-TRLP235	N-TSLP235	235	11.75	3.1	7.3	N-SZRLP235	
N-TRLP250	N-TSLP250	250	12.0	3.1	7.5	N-SZRLP250	
N-TRLP265	N-TSLP265	265	12.25	3.2	7.6	N-SZRLP265	
N-TRLP280	N-TSLP280	280	12.5	3.3	7.8	N-SZRLP280	
N-TRLP300	N-TSLP300	300	12.75	3.3	8.0	N-SZRLP300	
N-TRLP320	N-TSLP320	320	13.0	3.4	8.1	N-SZRLP320	
N-TRLP340	N-TSLP340	340	13.25	3.5	8.3	N-SZRLP340	
N-TRLP360	N-TSLP360	360	13.5	3.5	8.5	N-SZRLP360	
N-TRLP400	N-TSLP400	400	14.0	3.6	8.8	N-SZRLP400	
N-TRLP440	N-TSLP440	440	14.5	3.8	9.1	N-SZRLP440	
N-TRLP490	N-TSLP490	490	15.0	3.9	9.4	N-SZRLP490	
N-TRLP540	N-TSLP540	540	15.5	4.0	9.7	N-SZRLP540	
N-TRLP590	N-TSLP590	590	16.0	4.2	10.0	N-SZRLP590	
N-TRLP640	N-TSLP640	640	16.5	4.3	10.3	N-SZRLP640	

TRM/TSM		Moderate projection				ARC	Sizer*
TruForm® (Responsive)	TruForm® (Soft Touch™)	Size (g)	Diam (cm)	Proj (cm)	Length (cm)	TruForm®	
N-TRM140	N-TSM140	140	9.5	3.0	6.3	N-SZRM140	
N-TRM175	N-TSM175	175	10.0	3.3	6.7	N-SZRM175	
N-TRM195	N-TSM195	195	10.25	3.4	6.9	N-SZRM195	
N-TRM210	N-TSM210	210	10.5	3.5	7.1	N-SZRM210	
N-TRM240	N-TSM240	240	11.0	3.7	7.4	N-SZRM240	
N-TRM255	N-TSM255	255	11.25	3.8	7.5	N-SZRM255	
N-TRM275	N-TSM275	275	11.5	3.9	7.7	N-SZRM275	
N-TRM295	N-TSM295	295	11.75	3.9	7.8	N-SZRM295	
N-TRM310	N-TSM310	310	12.0	4.0	8.0	N-SZRM310	
N-TRM330	N-TSM330	330	12.25	4.1	8.2	N-SZRM330	
N-TRM345	N-TSM345	345	12.5	4.2	8.4	N-SZRM345	
N-TRM360	N-TSM360	360	12.75	4.2	8.6	N-SZRM360	
N-TRM375	N-TSM375	375	13.0	4.3	8.8	N-SZRM375	
N-TRM405	N-TSM405	405	13.25	4.4	9.0	N-SZRM405	
N-TRM445	N-TSM445	445	13.5	4.5	9.2	N-SZRM445	
N-TRM485	N-TSM485	485	14.0	4.6	9.6	N-SZRM485	
N-TRM520	N-TSM520	520	14.5	4.8	9.9	N-SZRM520	
N-TRM560	N-TSM560	560	14.75	4.9	10.1	N-SZRM560	
N-TRM600	N-TSM600	600	15.0	4.9	10.3	N-SZRM600	
N-TRM640	N-TSM640	640	15.5	5.0	10.7	N-SZRM640	
N-TRM685	N-TSM685	685	16.0	5.2	11.1	N-SZRM685	
N-TRM755	N-TSM755	755	16.5	5.2	11.4	N-SZRM755	

TRF/TSF		Full projection				ARC	Sizer*
TruForm® (Responsive)	TruForm® (Soft Touch™)	Size (g)	Diam (cm)	Proj (cm)	Length (cm)	TruForm®	
N-TRF180	N-TSF180	180	9.5	4.0	7.0	N-SZRF180	
N-TRF200	N-TSF200	200	9.75	4.1	7.2	N-SZRF200	
N-TRF220	N-TSF220	220	10.0	4.2	7.3	N-SZRF220	
N-TRF240	N-TSF240	240	10.5	4.3	7.8	N-SZRF240	
N-TRF265	N-TSF265	265	11.0	4.5	8.1	N-SZRF265	
N-TRF295	N-TSF295	295	11.25	4.6	8.3	N-SZRF295	
N-TRF325	N-TSF325	325	11.5	4.7	8.5	N-SZRF325	
N-TRF335	N-TSF335	335	11.75	4.8	8.6	N-SZRF335	
N-TRF345	N-TSF345	345	12.0	4.9	8.8	N-SZRF345	
N-TRF365	N-TSF365	365	12.25	5.0	8.9	N-SZRF365	
N-TRF385	N-TSF385	385	12.5	5.1	9.1	N-SZRF385	
N-TRF415	N-TSF415	415	12.75	5.2	9.3	N-SZRF415	
N-TRF450	N-TSF450	450	13.0	5.3	9.5	N-SZRF450	
N-TRF485	N-TSF485	485	13.25	5.4	9.7	N-SZRF485	
N-TRF520	N-TSF520	520	13.5	5.5	9.8	N-SZRF520	
N-TRF560	N-TSF560	560	14.0	5.7	10.1	N-SZRF560	
N-TRF605	N-TSF605	605	14.5	5.8	10.4	N-SZRF605	
N-TRF650	N-TSF650	650	14.75	5.9	10.6	N-SZRF650	
N-TRF695	N-TSF695	695	15.0	6.0	10.8	N-SZRF695	
N-TRF745	N-TSF745	745	15.5	6.1	11.2	N-SZRF745	
N-TRF770	N-TSF770	770	16	6.2	11.6	N-SZRF770	

For Natrelle™ INSPIRA™ implant LVC measurements see pages 58-59

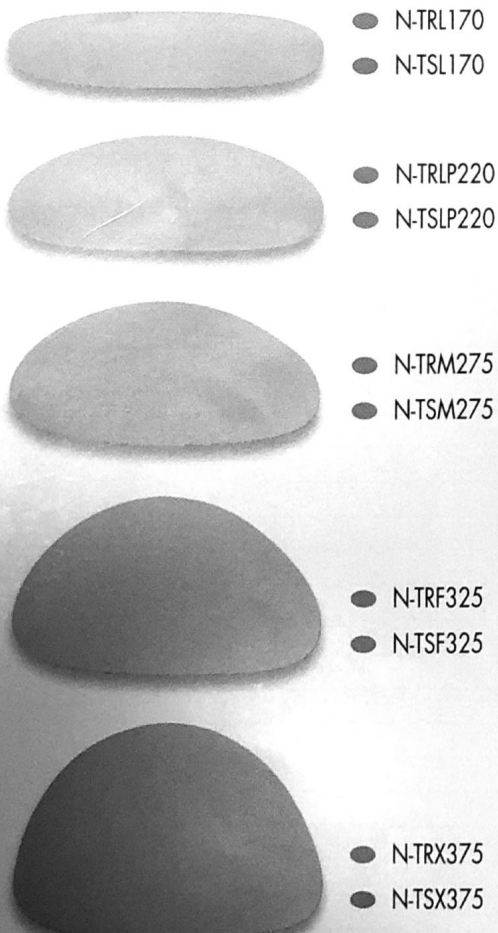
For more information about the Re-Sterilizable breast implant sizers see pages 41-43

* Sizer diameter, projection and size are the same as the corresponding Natrelle™ INSPIRA™ textured implant

* Sizer diameter, projection and size are the same as the corresponding Natrelle™ INSPIRA™ textured implant

Natrelle™ INSPIRA™ - Textured Implants

TRX/TSX		eXtra-full projection				ARC	Sizer*
TruForm® (Responsive)	TruForm® (Soft Touch™)	Size (g)	Diam (cm)	Proj (cm)	Length (cm)	TruForm®	
N-TRX205	N-TSX205	205	9.5	4.4	7.4	N-SZR205	
N-TRX225	N-TSX225	225	10.0	4.6	7.6	N-SZR225	
N-TRX255	N-TSX255	255	10.0	4.8	7.8	N-SZR255	
N-TRX285	N-TSX285	285	10.5	5.0	8.2	N-SZR285	
N-TRX310	N-TSX310	310	11.0	5.4	8.6	N-SZR310	
N-TRX340	N-TSX340	340	11.25	5.5	8.8	N-SZR340	
N-TRX375	N-TSX375	375	11.5	5.7	9.0	N-SZR375	
N-TRX400	N-TSX400	400	11.75	5.8	9.2	N-SZR400	
N-TRX420	N-TSX420	420	12.0	5.9	9.4	N-SZR420	
N-TRX445	N-TSX445	445	12.25	6.0	9.6	N-SZR445	
N-TRX470	N-TSX470	470	12.5	6.2	9.7	N-SZR470	
N-TRX495	N-TSX495	495	12.75	6.2	9.8	N-SZR495	
N-TRX525	N-TSX525	525	13.0	6.3	10.0	N-SZR525	
N-TRX545	N-TSX545	545	13.25	6.3	10.2	N-SZR545	
N-TRX560	N-TSX560	560	13.5	6.4	10.4	N-SZR560	
N-TRX580	N-TSX580	580	13.75	6.5	10.5	N-SZR580	
N-TRX615	N-TSX615	615	14.0	6.5	10.7	N-SZR615	
N-TRX650	N-TSX650	650	14.25	6.6	10.8	N-SZR650	
N-TRX700	N-TSX700	700	14.5	6.6	11.0	N-SZR700	
N-TRX750	N-TSX750	750	15.0	6.7	11.3	N-SZR750	
N-TRX800	N-TSX800	800	15.5	6.8	11.7	N-SZR800	



* Sizer diameter, projection and size are the same as the corresponding Natrelle™ INSPIRA™ textured implant

Natrelle™ INSPIRA™ - Smooth Implants†

SRL/SSL		Low projection				Sizer*
TruForm® (Responsive)	TruForm® (Soft Touch™)	Size (g)	Diam (cm)	Proj (cm)	TruForm®	
N-SRL110	N-SSL110	110	10.0	2.0	N-SZRL110	
N-SRL125	N-SSL125	125	10.25	2.0	N-SZRL125	
N-SRL140	N-SSL140	140	10.5	2.1	N-SZRL140	
N-SRL170	N-SSL170	170	11.0	2.2	N-SZRL170	
N-SRL200	N-SSL200	200	11.5	2.3	N-SZRL200	
N-SRL230	N-SSL230	230	12.0	2.4	N-SZRL230	
N-SRL260	N-SSL260	260	12.5	2.5	N-SZRL260	
N-SRL290	N-SSL290	290	13.0	2.6	N-SZRL290	
N-SRL320	N-SSL320	320	13.5	2.7	N-SZRL320	
N-SRL350	N-SSL350	350	14.0	2.8	N-SZRL350	
N-SRL380	N-SSL380	380	14.5	2.9	N-SZRL380	
N-SRL410	N-SSL410	410	15.0	3.0	N-SZRL410	
N-SRL460	N-SSL460	460	15.5	3.1	N-SZRL460	
N-SRL510	N-SSL510	510	16.0	3.2	N-SZRL510	
N-SRL560	N-SSL560	560	16.5	3.3	N-SZRL560	
N-SRL610	N-SSL610	610	17.0	3.4	N-SZRL610	

SRLP/SSLP		Low Plus projection				Sizer*
TruForm® (Responsive)	TruForm® (Soft Touch™)	Size (g)	Diam (cm)	Proj (cm)	TruForm®	
N-SRLP125	N-SSLP125	125	9.5	2.5	N-SZRLP125	
N-SRLP145	N-SSLP145	145	10.0	2.6	N-SZRLP145	
N-SRLP165	N-SSLP165	165	10.5	2.7	N-SZRLP165	
N-SRLP190	N-SSLP190	190	11.0	2.8	N-SZRLP190	
N-SRLP205	N-SSLP205	205	11.25	2.9	N-SZRLP205	
N-SRLP220	N-SSLP220	220	11.5	3.0	N-SZRLP220	
N-SRLP235	N-SSLP235	235	11.75	3.1	N-SZRLP235	
N-SRLP250	N-SSLP250	250	12.0	3.1	N-SZRLP250	
N-SRLP265	N-SSLP265	265	12.25	3.2	N-SZRLP265	
N-SRLP280	N-SSLP280	280	12.5	3.3	N-SZRLP280	
N-SRLP300	N-SSLP300	300	12.75	3.3	N-SZRLP300	
N-SRLP320	N-SSLP320	320	13.0	3.4	N-SZRLP320	
N-SRLP340	N-SSLP340	340	13.25	3.5	N-SZRLP340	
N-SRLP360	N-SSLP360	360	13.5	3.5	N-SZRLP360	
N-SRLP400	N-SSLP400	400	14.0	3.6	N-SZRLP400	
N-SRLP440	N-SSLP440	440	14.5	3.8	N-SZRLP440	
N-SRLP490	N-SSLP490	490	15.0	3.9	N-SZRLP490	
N-SRLP540	N-SSLP540	540	15.5	4.0	N-SZRLP540	
N-SRLP590	N-SSLP590	590	16.0	4.2	N-SZRLP590	
N-SRLP640	N-SSLP640	640	16.5	4.3	N-SZRLP640	

ARC values are not included for Natrelle™ INSPIRA™ Smooth implants as the values are based on the AK method and are only available for Natrelle™ INSPIRA™ Textured implants
For more information about the Re-Sterilizable breast implant sizers see pages 41-43

* Sizer diameter, projection and size are the same as the corresponding Natrelle™ INSPIRA™ smooth implant

† Only available in certain countries.

Natrelle™ INSPIRA™ - Smooth Implants†

SRM/SSM		Moderate projection			Sizer*
TruForm® (Responsive)	TruForm® (Soft Touch™)	Size (g)	Diam (cm)	Proj (cm)	TruForm®
N-SRM140	N-SSM140	140	9.5	3.0	N-SZRM140
N-SRM175	N-SSM175	175	10.0	3.3	N-SZRM175
N-SRM195	N-SSM195	195	10.25	3.4	N-SZRM195
N-SRM210	N-SSM210	210	10.5	3.5	N-SZRM210
N-SRM240	N-SSM240	240	11.0	3.7	N-SZRM240
N-SRM255	N-SSM255	255	11.25	3.8	N-SZRM255
N-SRM275	N-SSM275	275	11.5	3.9	N-SZRM275
N-SRM295	N-SSM295	295	11.75	3.9	N-SZRM295
N-SRM310	N-SSM310	310	12.0	4.0	N-SZRM310
N-SRM330	N-SSM330	330	12.25	4.1	N-SZRM330
N-SRM345	N-SSM345	345	12.5	4.2	N-SZRM345
N-SRM360	N-SSM360	360	12.75	4.2	N-SZRM360
N-SRM375	N-SSM375	375	13.0	4.3	N-SZRM375
N-SRM405	N-SSM405	405	13.25	4.4	N-SZRM405
N-SRM445	N-SSM445	445	13.5	4.5	N-SZRM445
N-SRM485	N-SSM485	485	14.0	4.6	N-SZRM485
N-SRM520	N-SSM520	520	14.5	4.8	N-SZRM520
N-SRM560	N-SSM560	560	14.75	4.9	N-SZRM560
N-SRM600	N-SSM600	600	15.0	4.9	N-SZRM600
N-SRM640	N-SSM640	640	15.5	5.0	N-SZRM640
N-SRM685	N-SSM685	685	16.0	5.2	N-SZRM685
N-SRM755	N-SSM755	755	16.5	5.0	N-SZRM755

SRF/SSF		Full projection			Sizer*
TruForm® (Responsive)	TruForm® (Soft Touch™)	Size (g)	Diam (cm)	Proj (cm)	TruForm®
N-SRF180	N-SSF180	180	9.5	4.0	N-SZRF180
N-SRF200	N-SSF200	200	9.75	4.1	N-SZRF200
N-SRF220	N-SSF220	220	10.0	4.2	N-SZRF220
N-SRF240	N-SSF240	240	10.5	4.3	N-SZRF240
N-SRF265	N-SSF265	265	11.0	4.4	N-SZRF265
N-SRF295	N-SSF295	295	11.25	4.5	N-SZRF295
N-SRF325	N-SSF325	325	11.4	4.6	N-SZRF325
N-SRF335-1	N-SSF335-1	335	11.5	4.7	N-SZRF335
N-SRF345	N-SSF345	345	11.75	4.8	N-SZRF345
N-SRF365	N-SSF365	365	12.0	4.9	N-SZRF365
N-SRF385	N-SSF385	385	12.25	5.0	N-SZRF385
N-SRF415	N-SSF415	415	12.5	5.1	N-SZRF415
N-SRF450	N-SSF450	450	12.75	5.3	N-SZRF450
N-SRF485	N-SSF485	485	13.0	5.4	N-SZRF485
N-SRF520	N-SSF520	520	13.25	5.5	N-SZRF520
N-SRF560	N-SSF560	560	13.5	5.7	N-SZRF560
N-SRF605	N-SSF605	605	14.0	5.8	N-SZRF605
N-SRF650	N-SSF650	650	14.5	5.9	N-SZRF650
N-SRF695	N-SSF695	695	14.75	6.0	N-SZRF695
N-SRF745	N-SSF745	745	15.0	6.1	N-SZRF745
N-SRF770	N-SSF770	770	15.5	6.0	N-SZRF770

Natrelle™ INSPIRA™ - Smooth Implants†

SRX/SSX		eXtra-full projection			Sizer*
TruForm® (Responsive)	TruForm® (Soft Touch™)	Size (g)	Diam (cm)	Proj (cm)	TruForm®
N-SRX200	N-SSX200	200	9.5	4.2	N-SZRX205
N-SRX225	N-SSX225	225	10.0	4.5	N-SZRX225
N-SRX255	N-SSX255	255	10.25	4.8	N-SZRX255
N-SRX285	N-SSX285	285	10.5	4.8	N-SZRX285
N-SRX310	N-SSX310	310	11.0	5.1	N-SZRX310
N-SRX340	N-SSX340	340	11.0	5.4	N-SZRX340
N-SRX375	N-SSX375	375	11.25	5.6	N-SZRX375
N-SRX400	N-SSX400	400	11.5	5.8	N-SZRX400
N-SRX420	N-SSX420	420	11.75	5.9	N-SZRX420
N-SRX445	N-SSX445	445	12.0	6.0	N-SZRX445
N-SRX470	N-SSX470	470	12.25	6.1	N-SZRX470
N-SRX495	N-SSX495	495	12.5	6.1	N-SZRX495
N-SRX525	N-SSX525	525	12.75	6.2	N-SZRX525
N-SRX545	N-SSX545	545	13.0	6.2	N-SZRX545
N-SRX560	N-SSX560	560	13.25	6.3	N-SZRX560
N-SRX580	N-SSX580	580	13.5	6.4	N-SZRX580
N-SRX615	N-SSX615	615	13.75	6.4	N-SZRX615
N-SRX650	N-SSX650	650	14.0	6.5	N-SZRX650
N-SRX700	N-SSX700	700	14.25	6.6	N-SZRX700
N-SRX750	N-SSX750	750	14.5	6.7	N-SZRX750
N-SRX800	N-SSX800	800	15.5	6.7	N-SZRX800

ARC values are not included for Natrelle™ INSPIRA™ Smooth implants as the values are based on the AK method and are only available for Natrelle™ INSPIRA™ Textured implants. For more information about the Re-Sterilizable breast implant sizers see pages 41-43.

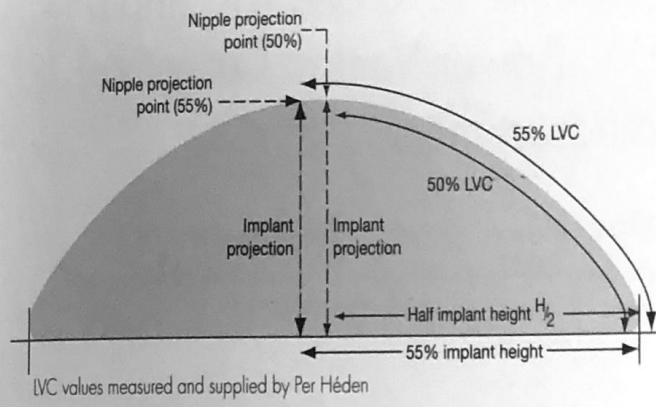
* Sizer diameter, projection and size are the same as the corresponding Natrelle™ INSPIRA™ smooth implant.

† Only available in certain countries.

Natrelle™ INSPIRA™ implants LVC (Lower Ventral Curvature) measurement

The AK method and positioning of round implants (Natrelle™ INSPIRA™).

Anatomical implants are preferably placed with 50% of the implant height below the nipple projection after the augmentation. Round implants could also be placed with 50% of the implant height (half the diameter) below the nipple after the augmentation. However, some surgeons and patients prefer to have more of the implant distally to the nipple projection point. This produces a less full and round upper pole and enhances lower pole fullness, which may be aesthetically preferable when using TruForm™ 2 (formerly *Soft Touch*™) silicone gel-filled implants. Therefore, LVC values corresponding to the 50% and 55% of the Natrelle™ INSPIRA™ implant diameter are provided in the chart below and opposite.



Natrelle™ INSPIRA™ textured implants in TruForm™ 1 (Responsive) and TruForm™ 2 (Soft Touch™) gels

Base diameter (cm)	Low projection				Low Plus projection			
	Size (g)	55% LVC	55% H	50% LVC	Size (g)	55% LVC	55% H	50% LVC
9,5	-	-	-	-	125	6,4	5,2	5,8
9,75	-	-	-	-	-	-	-	-
10,0	110	6,2	5,5	5,6	145	6,7	5,5	6,2
10,25	-	-	-	-	-	-	-	-
10,5	125	6,5	5,8	5,8	165	7,0	5,8	6,5
11,0	140	6,8	6,1	6,1	190	7,3	6,1	6,8
11,25	-	-	-	-	205	7,7	6,2	7,0
11,5	170	7,1	6,3	6,4	220	7,8	6,3	7,1
11,75	-	-	-	-	235	8,0	6,5	7,3
12,0	200	7,4	6,6	6,7	250	8,2	6,6	7,5
12,25	-	-	-	-	265	8,4	6,7	7,6
12,5	230	7,7	6,9	7,0	280	8,6	6,9	7,8
12,75	-	-	-	-	300	8,9	7,0	8,0
13,0	260	8,0	7,2	7,4	320	9,0	7,2	8,1
13,25	-	-	-	-	340	9,2	7,3	8,3
13,5	290	8,3	7,4	7,7	360	9,4	7,4	8,5
13,75	-	-	-	-	-	-	-	-
14,0	320	8,7	7,7	8,0	400	9,7	7,7	8,8
14,25	350	8,9	7,8	8,2	-	-	-	-
14,5	380	9,1	8,0	8,4	440	9,9	8,0	9,1
14,75	-	-	-	-	-	-	-	-
15,0	410	9,4	8,3	8,7	490	10,1	8,3	9,4
15,5	460	9,7	8,5	9,0	540	10,4	8,5	9,7
16,0	510	10,0	8,8	9,3	590	10,7	8,8	10,0
16,5	560	10,3	9,1	9,7	640	11,1	9,1	10,3
17,0	610	10,6	9,4	10,0	-	-	-	-

Natrelle™ INSPIRA™ textured implants in TruForm™ 1 (Responsive) and TruForm™ 2 (Soft Touch™) gels

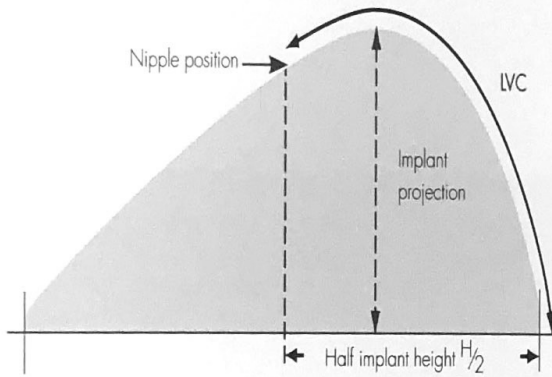
Base diameter (cm)	Moderate projection				Full projection				eXtra-full projection			
	Size (g)	55% LVC	55% H	50% LVC	Size (g)	55% LVC	55% H	50% LVC	Size (g)	55% LVC	55% H	50% LVC
9,5	140	6,9	5,2	6,3	180	7,6	5,2	7,0	205	8,0	5,2	7,4
9,75	-	-	-	-	200	7,8	5,4	7,2	-	-	-	-
10,0	175	7,3	5,5	6,7	220	8,0	5,5	7,3	225	8,2	5,4	7,6
10,25	195	7,5	5,6	6,9	-	-	-	-	255	8,3	5,5	7,8
10,5	210	7,7	5,8	7,1	240	8,3	5,8	7,8	-	-	-	-
11,0	240	8,1	6,1	7,4	265	8,7	6,1	8,1	285	8,7	5,8	8,2
11,25	255	8,2	6,2	7,5	295	8,8	6,2	8,3	310	9,1	6,1	8,6
11,5	275	8,4	6,3	7,7	325	9,0	6,3	8,5	340	9,3	6,2	8,8
11,75	295	8,5	6,5	7,8	335	9,2	6,5	8,6	375	9,5	6,3	9,0
12,0	310	8,6	6,6	8,0	345	9,4	6,6	8,8	400	9,7	6,5	9,2
12,25	330	8,8	6,7	8,2	365	9,6	6,7	8,9	420	9,8	6,6	9,4
12,5	345	9,0	6,9	8,4	385	9,7	6,9	9,1	445	10,0	6,7	9,6
12,75	360	9,2	7,0	8,6	415	9,8	7,0	9,3	470	10,2	6,9	9,7
13,0	375	9,4	7,2	8,8	450	10,0	7,2	9,5	495	10,3	7,0	9,8
13,25	405	9,6	7,3	9,0	485	10,2	7,3	9,7	525	10,5	7,2	10,0
13,5	445	9,8	7,4	9,2	520	10,4	7,4	9,8	545	10,7	7,3	10,2
13,75	-	-	-	-	-	-	-	-	560	10,8	7,4	10,4
14,0	485	10,3	7,7	9,6	560	10,7	7,7	10,1	580	11,0	7,6	10,5
14,25	-	-	-	-	-	-	-	-	615	11,2	7,7	10,7
14,5	520	10,6	8,0	9,9	605	11,1	8,0	10,4	650	11,3	7,8	10,8
14,75	560	10,7	8,1	10,1	650	11,3	8,1	10,6	700	11,5	8,0	11,0
15,0	600	10,9	8,3	10,3	695	11,5	8,3	10,8	-	-	-	-
15,5	640	11,3	8,5	10,7	745	11,9	8,5	11,2	750	11,9	8,3	11,3
16,0	685	11,7	8,8	11,1	770	12,3	8,8	11,6	800	12,2	8,5	11,7
16,5	755	12,0	9,0	11,4	-	-	-	-	-	-	-	-
17,0	-	-	-	-	-	-	-	-	-	-	-	-

Akademikliniken (AK) pre-operative marking system. LVC values based on actual measurements and provided by Per Héden. Not every device will conform to the dimensions given. Slight variations may occur.

Natrelle™ 510 and 410 implants LVC (Lower Ventral Curvature) measurement

The AK method and positioning of anatomical implants.

Anatomical implants are preferably placed with 50% of the implant height below the nipple projection after the augmentation.



LVC values measured and supplied by Per Hédén

Natrelle™ 510 implants in TruForm™ Dual Gel						
Base width (cm)	LX		MX		FX	
	Size (g)	LVC	Size (g)	LVC	Size (g)	LVC
9.5	130	7,0	145	7,4	165	8,0
10,0	155	7,3	175	7,8	190	8,4
10,5	185	7,7	200	8,1	210	8,8
11,0	205	8,1	220	8,5	250	9,1
11,5	230	8,5	245	9,0	280	9,5
12,0	275	8,8	290	9,4	310	9,9
12,5	305	9,2	335	9,7	350	10,2
13,0	330	9,5	360	10,1	400	10,6
13,5	365	9,9	385	10,5	435	11,0
14,0	425	10,3	445	10,8	495	11,4
14,5	475	10,6	490	11,2	545	11,7
15,0	530	11,0	550	11,7	595	12,1
15,5	575	11,3	600	12,0	630	12,5

Akademikliniken (AK) pre-operative marking system. LVC values based on actual measurements and provided by Per Hédén. Not every device will conform to the dimensions given. Slight variations may occur.

Base width (cm)	Natrelle™ 410 implants in TruForm™ 2 (Soft Touch™) and TruForm™ 3 (Cohesive) gels													
	LL	LM	LF	LX*	ML	MM	MF	MX*	FL	FM	FF	FX*		
	Size (g)	LVC	Size (g)	LVC	Size (g)	LVC	Size (g)	LVC	Size (g)	LVC	Size (g)	LVC		
9.5	-	-	125	6,1	135	6,3	140	6,5	165	7,2	180	7,8		
10,0	-	-	150	6,5	160	6,6	165	6,9	195	7,6	205	8,2		
10,5	135	6,1	175	6,9	185	6,9	195	7,2	225	7,9	235	8,6		
11,0	-	-	205	7,4	215	7,2	225	7,5	255	8,2	270	9,0		
11,5	180	6,7	240	7,7	245	7,7	255	7,9	290	8,6	310	9,3		
12,0	210	7,0	270	8,0	280	8,0	295	8,3	325	9,0	350	9,7		
12,5	240	7,4	310	8,3	320	8,4	335	8,7	370	9,4	395	10,0		
13,0	-	-	350	8,6	360	8,8	375	9,1	410	9,8	440	10,4		
13,5	300	8,1	390	8,9	400	9,2	420	9,4	445	10,1	475	10,8		
14,0	-	-	440	9,3	450	9,5	470	9,7	520	10,4	550	11,2		
14,5	-	-	490	9,7	515	10,3	525	10,0	550	10,7	595	11,3		
15,0	-	-	540	10,0	570	10,7	580	10,4	620	11,0	655	11,7		
15,5	-	-	595	10,4	625	11,1	640	10,8	685	11,3	740	12,1		
16,0	-	-	-	-	685	11,4	-	-	765	11,6	-	-		